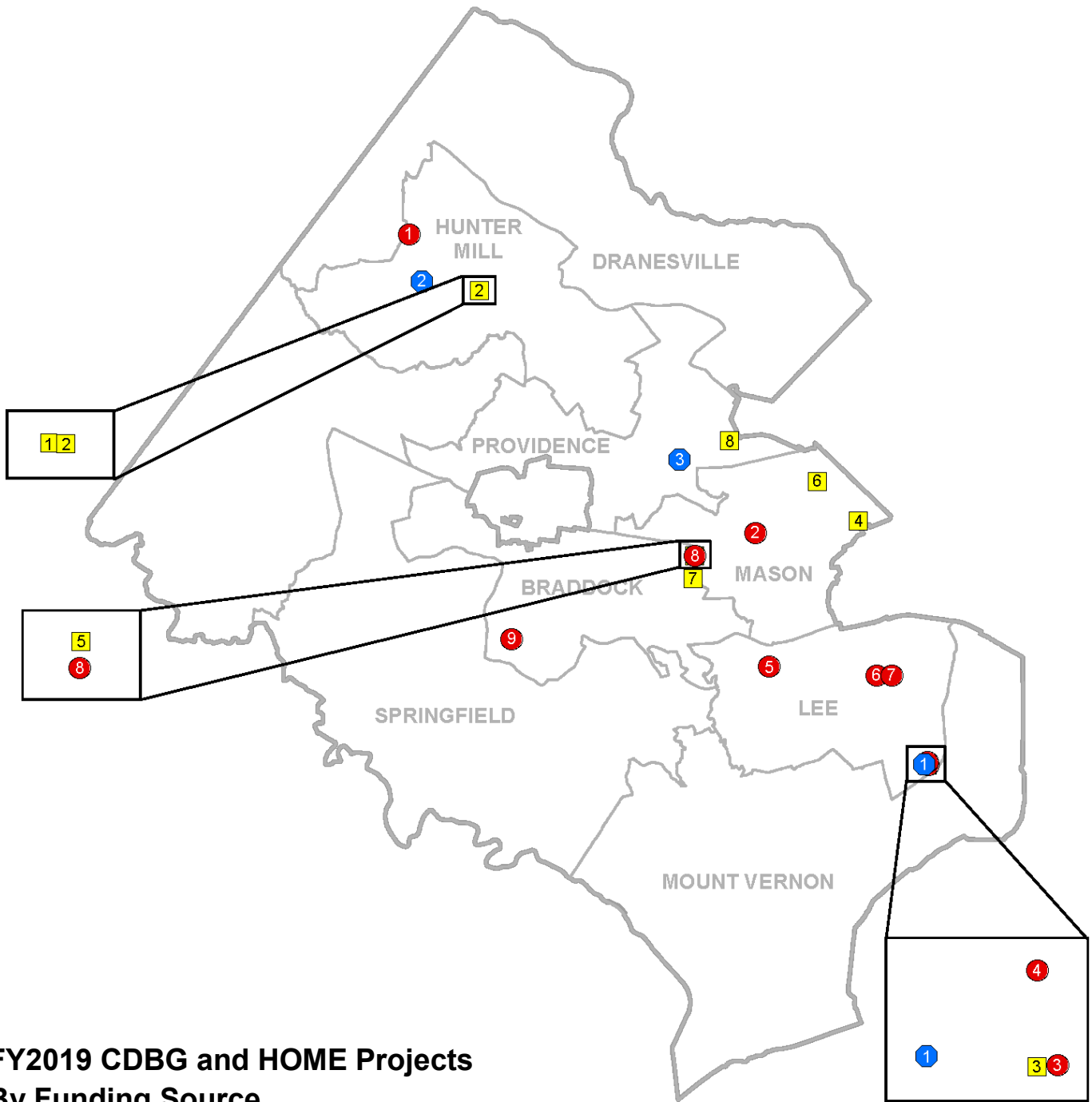


PROJECT MAP FOR FY 2019 (CDBG and HOME)



FY2019 CDBG and HOME Projects By Funding Source

● CDBG Funds

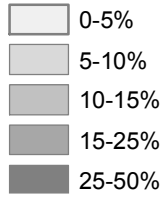
■ HOME Funds

● CDBG and HOME Funds

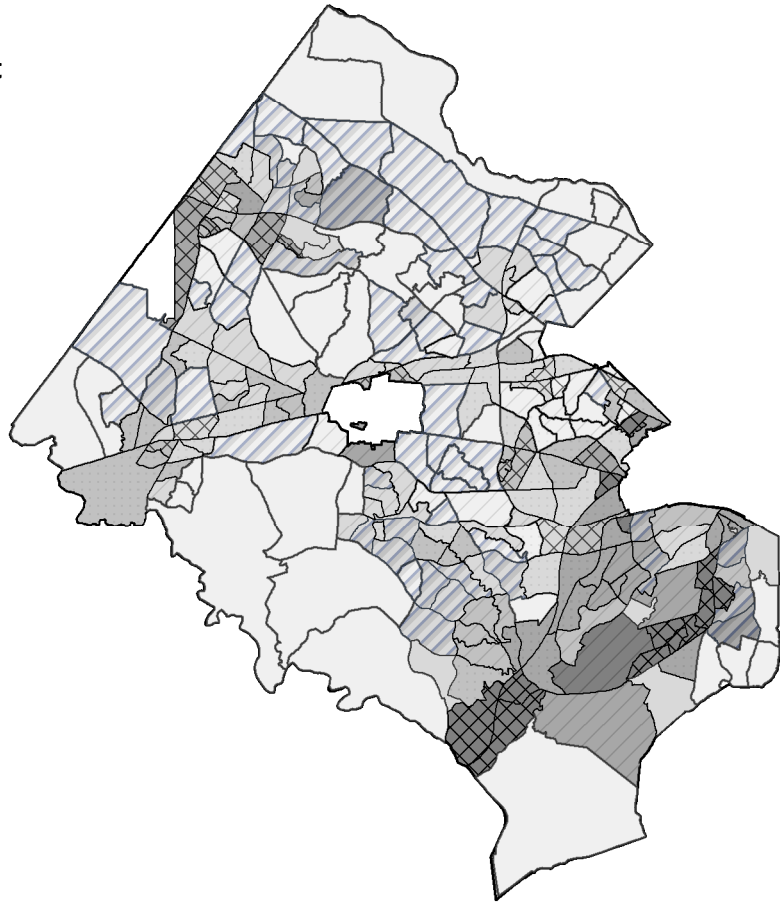

ID	Non-Profit	City	ID	Non_Profit	City	ID	Non_Profit	City
1	Cornerstones Housing Corporation	Reston	1	Cornerstones Housing Corporation	Reston	1	Good Shepherd Housing	Alexandria
2	Community Havens	Annandale	2	Cornerstones Housing Corporation	Reston	2	Pathway Homes, Inc.	Reston
3	Good Shepherd Housing	Alexandria	3	Good Shepherd Housing	Alexandria	3	Pathway Homes, Inc.	Falls Church
4	Good Shepherd Housing	Alexandria	4	Pathway Homes, Inc.	Alexandria			
5	Marian Homes, Inc.	Springfield	5	Pathway Homes, Inc.	Annandale			
6	Operation Renewed Hope Foundation	Alexandria	6	Pathway Homes, Inc.	Falls Church			
7	Operation Renewed Hope Foundation	Alexandria	7	Pathway Homes, Inc.	Annandale			
8	Pathway Homes, Inc.	Annandale	8	Pathway Homes, Inc.	Falls Church			
9	Pathway Homes, Inc.	Burke						

FAIRFAX COUNTY FY 2019 CAPER
Minority Concentrations by Census Tract

Percent of Black Households per Total Population




Percent of White Households per Total Population



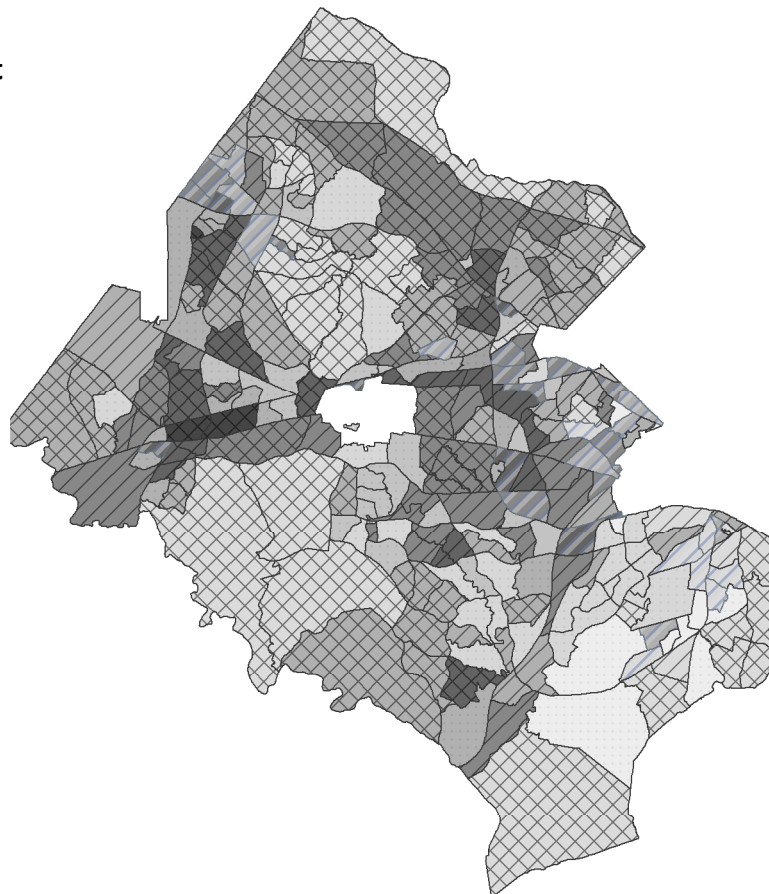
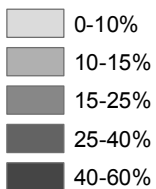
Source: U.S. Census Bureau, 2010 Census

FAIRFAX COUNTY FY 2019 CAPER
Minority Concentrations by Census Tract

Percent of Hispanic Households per Total Population



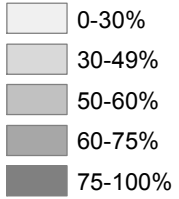
Percent of Asian Households per Total Population



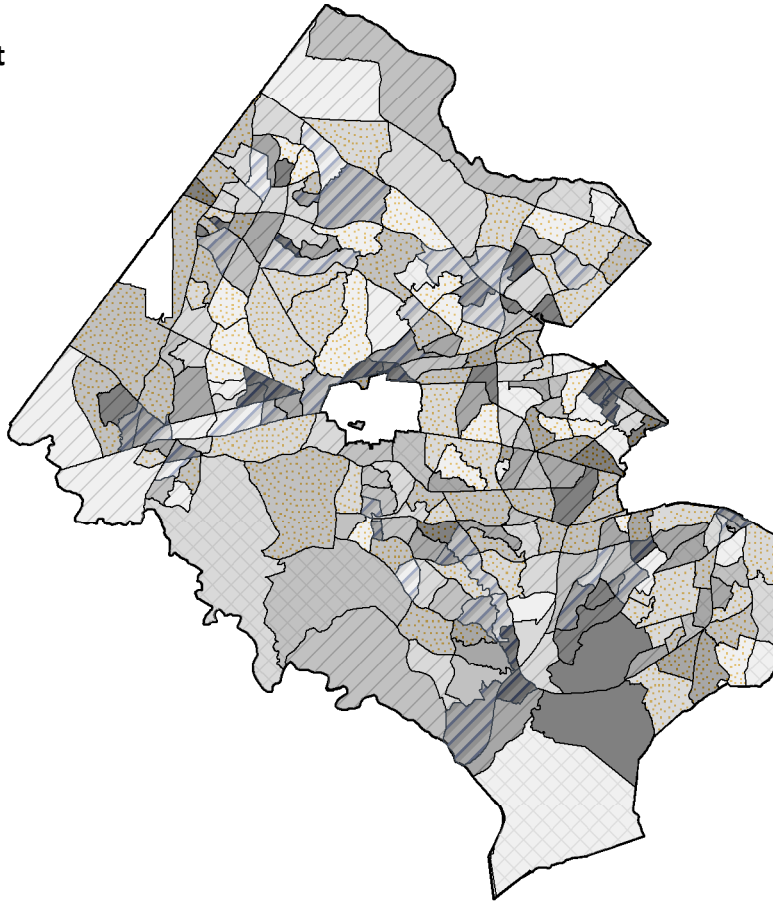
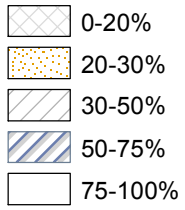
Source: U.S. Census Bureau, 2010 Census

FAIRFAX COUNTY FY 2019 CAPER
Minority Concentrations by Census Tract

**Other Non-Hispanic Households
per Total Population**



**Multi-Race Households
per Total Population**



Source: U.S. Census Bureau, 2010 Census