

# Fiscal Year 2017 SWaM Report

Fairfax County Department of Procurement and Material Management

FY17 spend by measure of purchase order spend totaled **\$680,677,835.04**. The total share of Small, Woman and Minority-Owned (SWaM) businesses was **38.46%**.

## FY17 Spend by Category

Aggregate Categories	PO Spend	%
Small	\$ 136,395,410.05	20.04%
Woman Owned*	\$ 11,194,292.87	1.64%
Minority Owned*	\$ 38,542,895.92	5.66%
Minority/Woman Owned*	\$ 75,532,945.93	11.10%
SWaM Other**	\$ 103,517.94	0.02%
<b>TOTAL SWaM</b>	<b>\$ 261,769,062.71</b>	<b>38.46%</b>

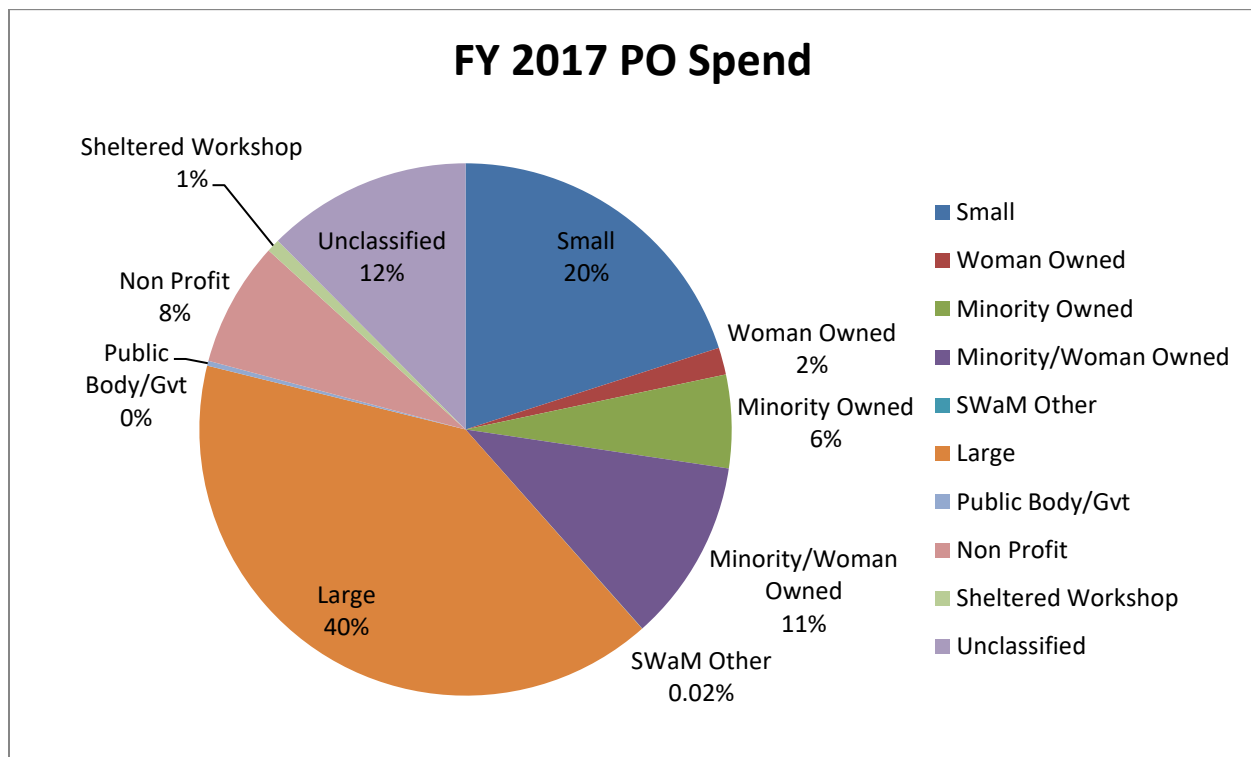
Large	\$ 274,991,547.93	40.40%
<b>TOTAL Large</b>	<b>\$ 274,991,547.93</b>	<b>40.40%</b>

Public Body/Gvt	\$ 2,023,338.15	0.30%
Non Profit	\$ 51,648,918.89	7.59%
Sheltered Workshop	\$ 5,447,243.59	0.80%
Unclassified	\$ 84,797,723.77	12.46%
<b>TOTAL Other</b>	<b>\$ 143,917,224.40</b>	<b>21.14%</b>

<b>TOTAL PO Spend</b>	<b>\$ 680,677,835.04</b>	<b>100.00%</b>
-----------------------	--------------------------	----------------

\*Includes both large and small businesses

\*\*SWaM Other includes: Large Minority Service Disabled, Small Service Disabled



**COPY OF FY 2018 CAPER PUBLIC NOTICE PRINTED IN  
LOCAL NEWSPAPER**

**COUNTY OF FAIRFAX, VIRGINIA AVAILABILITY OF CONSOLIDATED ANNUAL  
PERFORMANCE AND EVALUATION REPORT FOR FISCAL YEAR 2018**

The Fairfax County Department of Housing and Community Development (HCD) has prepared a Consolidated Annual Performance and Evaluation Report (CAPER) for Fiscal Year (FY) 2018. The FY 2018 CAPER evaluates the county's use of Community Development Block Grant (CDBG), HOME Investment Partnerships (HOME), and Emergency Solutions Grants (ESG) program funds for the period from July 1, 2017, through June 30, 2018. Members of the public are invited to review the draft report and provide comments before the final draft is submitted to the U.S. Department of Housing and Urban Development (HUD). Copies of the draft FY 2018 CAPER will be available and comments will be received beginning Friday, Aug. 31, through Monday, Sept. 17, at the Fairfax County Department of Housing and Community Development, 3700 Pender Drive, Fairfax, Virginia, 22030, between the hours of 8 a.m. to 4:30 p.m., Monday through Friday. The report will also be available for this same period of time at the following Fairfax County Public Libraries: Reston Regional, Centreville Regional, Sherwood Regional, and Patrick Henry. The document will also be available online at: <https://www.fairfaxcounty.gov/housing/data/caper>. Written comments on this report may be submitted to the attention of Stephen E. Knippler, either at the Department of Housing and Community Development address above or by e-mail: [stephen.knippler@fairfaxcounty.gov](mailto:stephen.knippler@fairfaxcounty.gov). For questions, please call 703-246-5170 (TTY: 711).

*Fairfax County is committed to a policy of nondiscrimination in all county programs, services and activities and will provide reasonable accommodations upon request. To request special accommodations call 703-246-5101 or TTY 711. Please allow 48 hours in order to make the necessary arrangements.*



Run Date: August 31st, 2018

AD#17022

## Quận Fairfax, Virginia đã sẵn sàng Bản Dự Thảo Chương Trình Tổng Hợp Hoạt Động Hàng Năm và Bản Báo Cáo Đánh Giá cho Tài Khóa 2018

Bộ Gia Cư và Phát Triển Cộng Đồng (HCD) của Quận Fairfax đã chuẩn bị một Bản Báo Cáo và Đánh Giá Về Chương Trình Tổng Hợp Hoạt Động Hàng Năm (CAPER) cho Tài Khóa 2018. Bản CAPER cho Tài Khóa 2018 đánh giá về việc Quận Fairfax sử dụng ngân khoản trong các Chương Trình Phát Triển Cộng Đồng (CDBG), Hợp Tác Đầu Tư Về Nhà Cửa (HOME), Tài Trợ Gia Cư Khẩn Cấp (ESG) trong giai đoạn từ 1 tháng Bảy, 2017 đến 30 tháng Sáu, 2018. Công chúng được mời tham dự để xem xét bản dự thảo và cho ý kiến trước khi bản dự thảo cuối cùng được gửi đến Bộ Gia Cư và Phát Triển Đô Thị (HUD). Bản sao Bản Dự Thảo Báo Cáo và Đánh Giá Cho Tài Khóa 2018 (CAPER) sẽ có sẵn và các ý kiến sẽ được nhận bắt đầu từ ngày Thứ Sáu, 31 tháng Tám đến ngày Thứ Hai, 17 tháng Chín tại Fairfax County Department of Housing and Community Development, 3700 Pender Drive, Fairfax, Virginia, 22030, từ 8 a.m. đến 4:30 p.m., Thứ Hai đến Thứ Sáu. Bản báo cáo cũng có vào cùng thời gian này tại các Thư Viện Công Cộng của Quận Fairfax sau: Reston Regional, Centreville Regional, Sherwood Regional, và Patrick Henry. Tài liệu cũng có thể tìm thấy trên dạng tin điện, tại

<http://www.fairfaxcounty.gov/housing/data/caper>.

Những ý kiến bằng văn bản về bản báo cáo có thể gửi đến Stephen E. Knippler, tại Department of Housing and Community Development ở địa chỉ trên hay bằng điện thư: [stephen.knippler@fairfaxcounty.gov](mailto:stephen.knippler@fairfaxcounty.gov). Để được giải đáp câu hỏi, xin gọi 703-246-5170 (TTY: 711).

*Quận Fairfax quyết tâm tôn trọng chính sách không phân biệt đối xử trong mọi chương trình, dịch vụ và các hoạt động của quận, và sẽ cung cấp các hỗ trợ cần thiết nếu được yêu cầu. Để yêu cầu những hỗ trợ đặc biệt xin gọi 703-246-5101 hay TTY 711. Xin cho biết trước 48 giờ để chúng tôi chuẩn bị những sắp xếp cần thiết.*



EQUAL HOUSING  
OPPORTUNITY



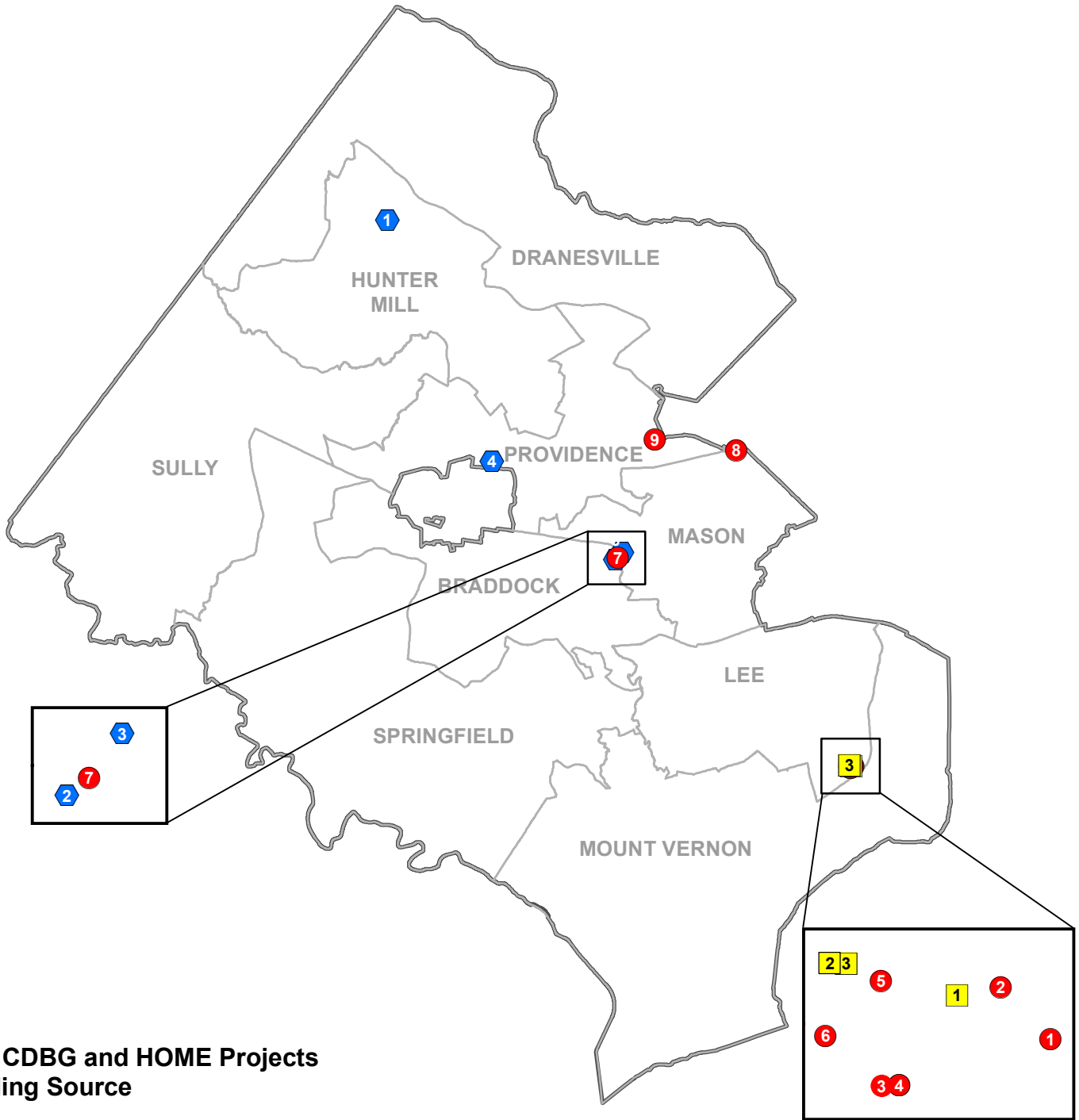
**DISPONIBILIDAD DEL INFORME CONSOLIDADO  
SOBRE EL RENDIMIENTO Y LA EVALUACIÓN ANUAL  
PARA EL AÑO FISCAL 2018 DEL COUNTY OF  
FAIRFAX, VIRGINIA**

El Departamento de Vivienda y Desarrollo de la Comunidad (Housing and Community Development, HCD) del Fairfax County ha preparado un Informe Consolidado sobre el Rendimiento y la Evaluación Anual (Consolidated Annual Performance and Evaluation Report, CAPER) para el Año fiscal (Fiscal Year, FY) 2018. El CAPER del FY 2018 evalúa el uso del condado de la Subvención Global para el Desarrollo Comunitario (Community Development Block Grant, CDBG), las Sociedades de Inversión HOME (HOME) y los fondos del programa de Subvenciones para Soluciones de Emergencia (Emergency Solutions Grants, ESG) para el período del 1 de julio de 2017 al 30 de junio de 2018. Los miembros de la sociedad están invitados a revisar el borrador del informe y a hacer sus comentarios antes de que se envíe la versión final al Departamento de Vivienda y Desarrollo Urbano (Housing and Urban Development, HUD) de EE. UU. Las copias del borrador del CAPER del FY 2018 estarán disponibles y los comentarios se recibirán a partir del viernes, 31 de agosto hasta el lunes, 17 de septiembre en el Fairfax County Department of Housing and Community Development, 3700 Pender Drive, Fairfax, Virginia, 22030, de 8:00 a. m. a 4:30 p. m., de lunes a viernes. El informe también estará disponible durante el mismo período en las Bibliotecas Públicas del Fairfax County que se indican a continuación: Reston Regional, Centreville Regional, Sherwood Regional y Patrick Henry. El documento también estará disponible en línea en: <http://www.fairfaxcounty.gov/housing/data/caper>. Los comentarios por escrito sobre este informe se pueden enviar a la atención de Stephen E. Knippler, a la dirección que se indicó anteriormente del Departamento de Vivienda y Desarrollo de la Comunidad (Department of Housing and Community Development) o por correo electrónico a: [stephen.knippler@fairfaxcounty.gov](mailto:stephen.knippler@fairfaxcounty.gov). Si tiene preguntas, llame al 703-246-5170 (TTY: 711).

Fairfax County se compromete a cumplir con la política de no discriminación en todos los programas, los servicios y las actividades del condado y proporcionará adaptaciones razonables según se soliciten. Para solicitar adaptaciones especiales, llame al 703-246-5101 o al TTY 711. Por favor espere 48 horas para hacer los arreglos necesarios.



# PROJECT MAP FOR FY 2018 (CDBG and HOME)



**FY 2018 CDBG and HOME Projects  
By Funding Source**

**● CDBG Funds**

ID	Non-Profit	City
1	Good Shepherd Housing	Alexandria
2	Good Shepherd Housing	Alexandria
3	Good Shepherd Housing	Alexandria
4	Good Shepherd Housing	Alexandria
5	Good Shepherd Housing	Alexandria
6	Good Shepherd Housing	Alexandria
7	Pathway Homes	Annandale
8	Pathway Homes	Falls Church
9	Pathway Homes	Falls Church

**■ HOME Funds**

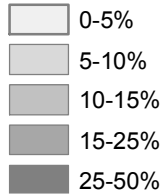
ID	Non-Profit	City
1	Good Shepherd Housing	Alexandria
2	Good Shepherd Housing	Alexandria
3	Good Shepherd Housing	Alexandria

**⬡ Combined CDBG & HOME Funds**

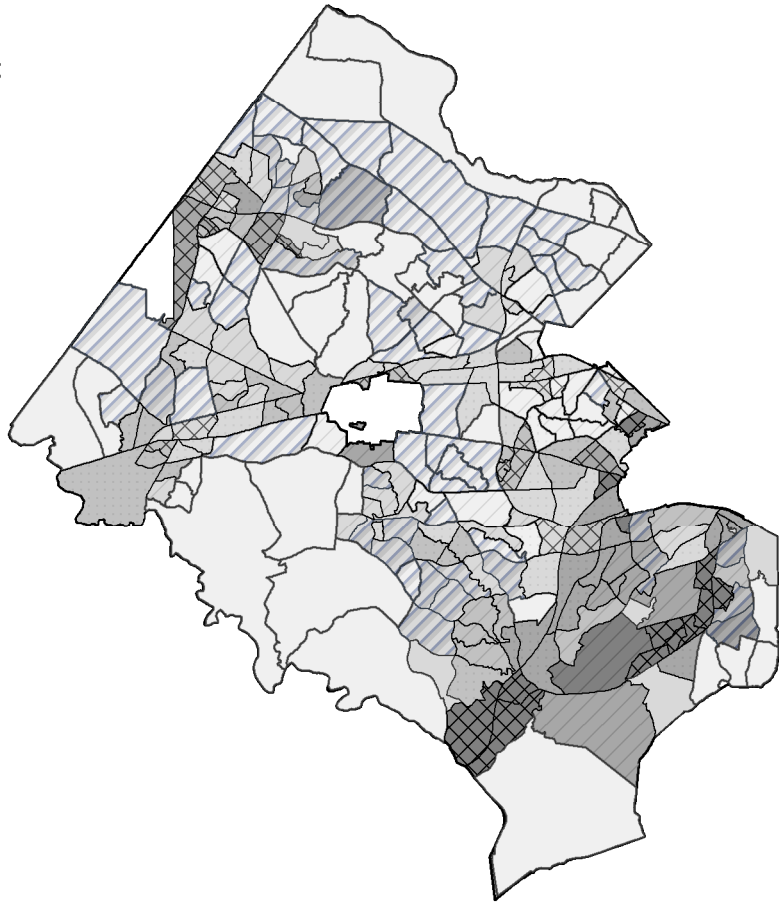
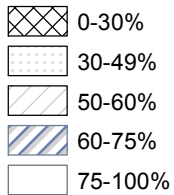
ID	Non-Profit	City
1	Pathway Homes	Reston
2	Pathway Homes	Annandale
3	Pathway Homes	Annandale
4	Pathway Homes	Fairfax

**FAIRFAX COUNTY FY 2018 CAPER**  
**Minority Concentrations by Census Tract**

**Percent of Black Households per Total Population**




**Percent of White Households per Total Population**



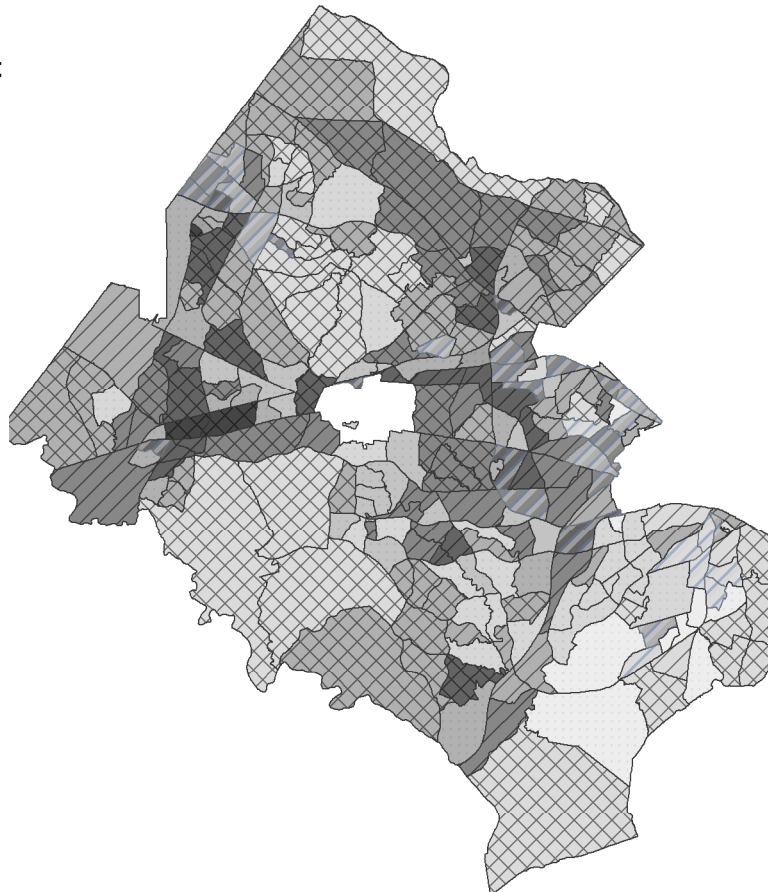
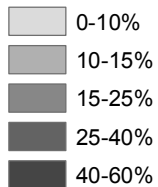
Source: U.S. Census Bureau, 2010 Census

**FAIRFAX COUNTY FY 2018 CAPER**  
**Minority Concentrations by Census Tract**

**Percent of Hispanic Households per Total Population**



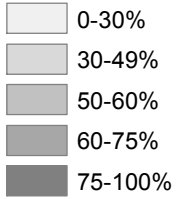
**Percent of Asian Households per Total Population**



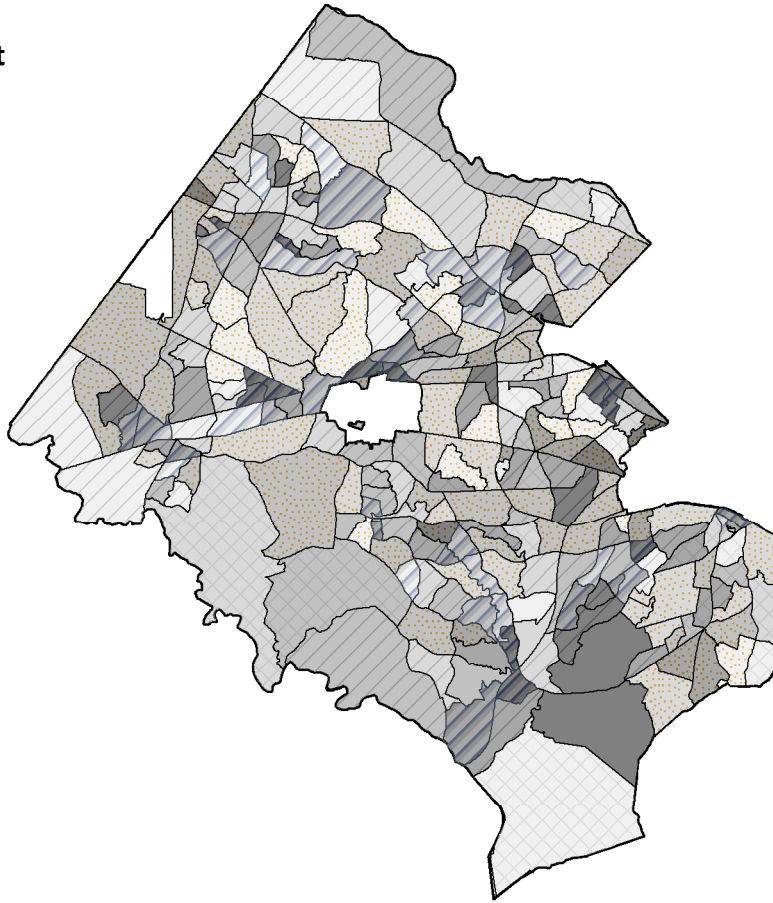
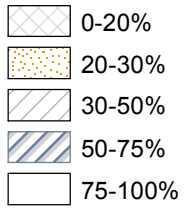
Source: U.S. Census Bureau, 2010 Census

**FAIRFAX COUNTY FY 2018 CAPER**  
**Minority Concentrations by Census Tract**

**Other Non-Hispanic Households  
per Total Population**



**Multi-Race Households  
per Total Population**



Source: U.S. Census Bureau, 2010 Census



**Section 108 Accomplishments Report  
(Fiscal Year 2018)**

PROJECT DESCRIPTION				CDBG \$					ELIGIBLE ACTIVITY	NATIONAL OBJECTIVE		JOBS				HOUSING			LMA	LMC	SBA	
Grantee Name	ST	Project Number	Project Name	108 Loan Amount	EDI AMT	BEDI AMT	Other CDBG \$s	Total CDBG \$ Assistance	HUD Matrix Code for Eligible Activity	HUD N.O. Matrix Code	Indicate if N.O. Has Been Met Y=Yes N=No	FTE Jobs Proposed in 108 Appl.	Total Actual FTE Jobs Created	Number Held by/ Made Available to Low/ Mod	Percent Held by/ Made Available to Low/ Mod	Presumed Low/ Mod Benefit (P) or Rev. Strategy Area (RSA)	Total Housing Units Assisted	Number of Units Occupied by Low/ Mod Households	Percent of Units Occupied by Low/Mod Households	Percent Low/ Mod in Service Area	Limited Clientele Y=Yes	Slum/ Blight Area Y=Yes
Fairfax County	VA	B-88-UC-51-0001	Old Mill	\$ 10,549					1	LMH	Y						47	47	100%			
		B-91-UC-51-0001	LOAN 4A	\$ 86,003																		
		B-91-UC-51-0001 and 0001A	LOAN 4B	\$ 543,697				\$ 640,249														
Fairfax County	VA	B-89-UC-51-0001	Tavener Lane	\$ 315,840					1	LMH	Y						24	24	100%			
		B-91-UC-51-0001 and 0001A	LOAN 4B	\$ 146,571				\$ 462,411														
Fairfax County	VA	B-91-UC-51-0001	Ragan Oaks	\$ 906,163					1	LMH	Y						51	51	100%			
		B-91-UC-51-0001	LOAN 4A	\$ 222,247				\$ 1,128,410														
Fairfax County	VA	B-89-UC-51-0001	Stevenson Street	\$ 255,360					1	LMH	Y						18	18	100%			
		B-91-UC-51-0001 and 0001A	LOAN 4B	\$ 576,703				\$ 832,063														
Fairfax County	VA	B-91-UC-51-0001	STEP	\$ 265,298				\$ 265,298	14G	LMH	Y						5	5	100%			
Fairfax County	VA	B-91-UC-51-0001	Little River Glen II (Braddock Glen)	\$ 1,740,576				\$ 1,740,576	1	LMH	Y						60	60	100%			
Fairfax County	VA	B-91-UC-51-0001-A	Telegraph Road (Glenwood Mews)	\$ 591,348				\$ 591,348	1	LMH	Y						17	17	100%			
Fairfax County	VA	B-91-UC-51-0001 and 0001A	Herndon Harbor House I	\$ 525,391				\$ 525,391	1	LMH	Y						60	60	100%			
Fairfax County	VA	B-91-UC-51-0001 and 0001A	Herndon Harbor House II	\$ 437,000				\$ 437,000	1	LMH	Y						60	60	100%			

**Section 108 Accomplishments Report  
(Fiscal Year 2018)**

PROJECT DESCRIPTION				CDBG \$					ELIGIBLE ACTIVITY	NATIONAL OBJECTIVE			JOBS				HOUSING			LMA	LMC	SBA
Grantee Name	ST	Project Number	Project Name	108 Loan Amount	EDI AMT	BEDI AMT	Other CDBG \$s	Total CDBG \$ Assistance	HUD Matrix Code for Eligible Activity	HUD N.O. Matrix Code	Indicate if N.O. Has Been Met Y=Yes N=No	FTE Jobs Proposed in 108 Appl.	Total Actual FTE Jobs Created	Number Held by/ Made Available to Low/ Mod	Percent Held by/ Made Available to Low/ Mod	Presumed Low/ Mod Benefit (P) or Rev. Strategy Area (RSA)	Total Housing Units Assisted	Number of Units Occupied by Low/ Mod Households	Percent of Units Occupied by Low/Mod Households	Percent Low/ Mod in Service Area	Limited Clientele Y=Yes	Slum/ Blight Area Y=Yes
Fairfax County	VA	B-91-UC-51-0001 and 0001A	Creighton Square	\$ 289,905				\$ 289,905	1	LMH	Y						1	1	100%			
Fairfax County	VA	B-91-UC-51-0001 and 0001A	Castellani Meadows	\$ 3,775,000				\$ 3,775,000	1	LMH	Y						24	24	100%			
Fairfax County	VA	B-94-UC-51-0001	LOAN 6 Colchester	\$ 879,687				\$ 879,687	14B	LMH	Y						40	40	100%			
Fairfax County	VA	B-94-UC-51-0001	LOAN 6 Lewinsville Residences	\$ 137,107				\$ 137,107	14D	LMH	Y						22	22	100%			
Fairfax County	VA	B-94-UC-51-0001	LOAN 6 Springfield Green	\$ 115,579				\$ 115,579	14B	LMH	Y						23	23	100%			
Fairfax County	VA	B-95-UC-51-0001	LOAN 7 Small and Minority Business Loan Program	\$ 1,000,000	\$ 150,000			\$ 1,150,000	18A	LMA	Y		0.00	0.00	78%	N/A				23%		
Fairfax County	VA	B-95-UC-51-0001-A & B-10-UC-51-0001	LOAN 8 & LOAN 12 Neighborhood Improvements	\$ 9,300,000				\$ 9,300,000	3	LMA	Y									27.1%		
Fairfax County	VA	B-07-UC-51-0001	LOAN 11 Olley Glen Senior Housing	\$ 2,050,000				\$ 2,050,000		LMH	Y						90	90	100%			
Fairfax County	VA	B-07-UC-51-0001	LOAN 11 Strawbridge Square	\$ 5,040,000				\$ 5,040,000		LMH	Y						128	128	100%			
<b>TOTALS</b>				\$ 29,210,024	\$ 150,000	\$ -	\$ -	\$ 29,360,024				0	0.00	0.00	N/A	N/A	670	670	N/A	N/A		

# **ESG CAPER (Sage)**

**Report Date Range**

7/1/2017 to 6/30/2018

**Q01a. Contact Information**

First name Nikki  
 Middle name  
 Last name Thomas-Campbell  
 Suffix  
 Title Information Systems Manager  
 Street Address 1 12000 Government Center Parkway  
 Street Address 2  
 City Fairfax  
 State Virginia  
 ZIP Code 22035  
 E-mail Address Nikki.Thomas-Cambell@fairfaxcounty.gov  
 Phone Number [\(703\)324-3284](tel:7033243284)  
 Extension  
 Fax Number

**Q01b. Grant Information**

## ESG Information from IDIS

As of 9/7/2018

Fiscal Year	Grant Number	Current Authorized Amount	Total Drawn	Balance	Obligation Date	Expenditure Deadline
2018						
2017	E17UC510001	\$443,226.00	\$240,433.00	\$202,793.00	9/22/2017	9/22/2019
2016	E16UC510001	\$438,751.00	\$438,751.00	\$0	11/16/2016	11/16/2018
2015	E15UC510001	\$431,214.00	\$431,214.00	\$0	9/8/2015	9/8/2017
2014	E14UC510002	\$385,886.00	\$385,616.42	\$269.58	8/26/2014	8/26/2016
2013	E13UC510002	\$322,031.00	\$322,031.00	\$0	11/18/2013	11/18/2015
2012	E12UC510002	\$469,222.00	\$469,222.00	\$0	10/1/2012	10/1/2014
2011	E11UC510002	\$409,139.00	\$409,139.00	\$0	10/1/2012	10/1/2014
Total		\$2,899,469.00	\$2,696,406.42	\$203,062.58		

**CAPER reporting includes funds used from fiscal year:**

**Project types carried out during the program year:**

*Enter the number of each type of projects funded through ESG during this program year.*

Street Outreach	0
Emergency Shelter	0
Transitional Housing (grandfathered under ES)	0
Day Shelter (funded under ES)	0
Rapid Re-Housing	8
Homelessness Prevention	9

**Q01c. Additional Information**

**HMIS**

**Comparable Database**

Are 100% of the project(s) funded through ESG, which are allowed to use HMIS, entering data into HMIS? Yes

Have all of the projects entered data into Sage via a CSV - CAPER Report upload? Yes

Are 100% of the project(s) funded through ESG, which are allowed to use a comparable database, entering data into the comparable database? Yes

Have all of the projects entered data into Sage via a CSV - CAPER Report upload? Yes

Q04a: Project Identifiers in HMIS

<b>Organization Name</b>	<b>OFFICE TO PREVENT AND END HOMELESSNESS</b>
Email unique ID record link	PVW4HSbKQr
Organization ID	295
Project Name	OPEH - Prevention County Wide - NVFS
Project ID	459
HMIS Project Type	12
Method of Tracking ES	
Is the Services Only (HMIS Project Type 6) affiliated with a residential project?	
Identify the Project ID's of the Housing Projects this Project is Affiliated with	
CSV Exception?	No
Uploaded via emailed hyperlink?	Yes
Project name (user-specified)	OPEH - Prevention County Wide - NVFS(459)
Project type (user-specified)	Homelessness Prevention

<b>Organization Name</b>	<b>OFFICE TO PREVENT AND END HOMELESSNESS</b>
Email unique ID record link	26gwsIMF5O
Organization ID	295
Project Name	OPEH - R1 Family Prevention - FACETS
Project ID	415
HMIS Project Type	12
Method of Tracking ES	
Is the Services Only (HMIS Project Type 6) affiliated with a residential project?	
Identify the Project ID's of the Housing Projects this Project is Affiliated with	
CSV Exception?	No
Uploaded via emailed hyperlink?	Yes
Project name (user-specified)	OPEH - R1 Family Prevention - FACETS(415)
Project type (user-specified)	Homelessness Prevention

<b>Organization Name</b>	<b>OFFICE TO PREVENT AND END HOMELESSNESS</b>
Email unique ID record link	hfpOpNic5g
Organization ID	295
Project Name	OPEH - R2 Family Prevention - SH
Project ID	416
HMIS Project Type	12
Method of Tracking ES	
Is the Services Only (HMIS Project Type 6) affiliated with a residential project?	
Identify the Project ID's of the Housing Projects this Project is Affiliated with	
CSV Exception?	No
Uploaded via emailed hyperlink?	Yes
Project name (user-specified)	OPEH - R2 Family Prevention - SH(416)
Project type (user-specified)	Homelessness Prevention

**Organization Name** OFFICE TO PREVENT AND END HOMELESSNESS  
Email unique ID record link vXpBsVo7pZ  
Organization ID 295  
Project Name OPEH - R1 Single Prevention - NHH  
Project ID 411  
HMIS Project Type 12  
Method of Tracking ES  
Is the Services Only (HMIS Project Type 6) affiliated with a residential project?  
Identify the Project ID's of the Housing Projects this Project is Affiliated with  
CSV Exception? No  
Uploaded via emailed hyperlink? Yes  
Project name (user-specified) OPEH - R1 Single Prevention - NHH(411)  
Project type (user-specified) Homelessness Prevention

**Organization Name** OFFICE TO PREVENT AND END HOMELESSNESS  
Email unique ID record link shIsKhsjwd  
Organization ID 295  
Project Name OPEH - R2 Single Prevention - NHH  
Project ID 412  
HMIS Project Type 12  
Method of Tracking ES  
Is the Services Only (HMIS Project Type 6) affiliated with a residential project?  
Identify the Project ID's of the Housing Projects this Project is Affiliated with  
CSV Exception? No  
Uploaded via emailed hyperlink? Yes  
Project name (user-specified) OPEH - R2 Single Prevention - NHH(412)  
Project type (user-specified) Homelessness Prevention

**Organization Name** OFFICE TO PREVENT AND END HOMELESSNESS  
Email unique ID record link qGEZbeKEaY  
Organization ID 295  
Project Name OPEH - R4 Family Prevention - SH  
Project ID 418  
HMIS Project Type 12  
Method of Tracking ES  
Is the Services Only (HMIS Project Type 6) affiliated with a residential project?  
Identify the Project ID's of the Housing Projects this Project is Affiliated with  
CSV Exception? No  
Uploaded via emailed hyperlink? Yes  
Project name (user-specified) OPEH - R4 Family Prevention - SH(418)  
Project type (user-specified) Homelessness Prevention

**Organization Name** OFFICE TO PREVENT AND END HOMELESSNESS  
Email unique ID record link ZWllehtaii  
Organization ID 295  
Project Name OPEH - R3 Family Prevention - CS  
Project ID 417  
HMIS Project Type 12  
Method of Tracking ES  
Is the Services Only (HMIS Project Type 6) affiliated with a residential project?  
Identify the Project ID's of the Housing Projects this Project is Affiliated with  
CSV Exception? No  
Uploaded via emailed hyperlink? Yes  
Project name (user-specified) OPEH - R3 Family Prevention - CS(417)  
Project type (user-specified) Homelessness Prevention

<b>Organization Name</b>	<b>OFFICE TO PREVENT AND END HOMELESSNESS</b>
Email unique ID record link	hDiAbhafbM
Organization ID	295
Project Name	OPEH - R3 Single Prevention - CS
Project ID	413
HMIS Project Type	12
Method of Tracking ES	
Is the Services Only (HMIS Project Type 6) affiliated with a residential project?	
Identify the Project ID's of the Housing Projects this Project is Affiliated with	
CSV Exception?	No
Uploaded via emailed hyperlink?	Yes
Project name (user-specified)	OPEH - R3 Single Prevention - CS(413)
Project type (user-specified)	Homelessness Prevention

<b>Organization Name</b>	<b>OFFICE TO PREVENT AND END HOMELESSNESS</b>
Email unique ID record link	YaNBP6c7yp
Organization ID	295
Project Name	OPEH - R4 Single Prevention - FACETS
Project ID	414
HMIS Project Type	12
Method of Tracking ES	
Is the Services Only (HMIS Project Type 6) affiliated with a residential project?	
Identify the Project ID's of the Housing Projects this Project is Affiliated with	
CSV Exception?	No
Uploaded via emailed hyperlink?	Yes
Project name (user-specified)	OPEH - R4 Single Prevention - FACETS(414)
Project type (user-specified)	Homelessness Prevention

<b>Organization Name</b>	<b>OFFICE TO PREVENT AND END HOMELESSNESS</b>
Email unique ID record link	W49WGbhUzM
Organization ID	295
Project Name	OPEH - R1 Family Rapid Rehousing - FACETS
Project ID	423
HMIS Project Type	13
Method of Tracking ES	
Is the Services Only (HMIS Project Type 6) affiliated with a residential project?	
Identify the Project ID's of the Housing Projects this Project is Affiliated with	
CSV Exception?	No
Uploaded via emailed hyperlink?	Yes
Project name (user-specified)	OPEH - R1 Family Rapid Rehousing - FACETS(423)
Project type (user-specified)	PH - Rapid Re-Housing



**Organization Name** OFFICE TO PREVENT AND END HOMELESSNESS  
Email unique ID record link w6bzM95rnY  
Organization ID 295  
Project Name OPEH - R1 Single Rapid Rehousing - NHH  
Project ID 419  
HMIS Project Type 13  
Method of Tracking ES  
Is the Services Only (HMIS Project Type 6) affiliated with a residential project?  
Identify the Project ID's of the Housing Projects this Project is Affiliated with  
CSV Exception? No  
Uploaded via emailed hyperlink? Yes  
Project name (user-specified) OPEH - R1 Single Rapid Rehousing - NHH(419)  
Project type (user-specified) PH - Rapid Re-Housing

**Organization Name** OFFICE TO PREVENT AND END HOMELESSNESS  
Email unique ID record link jdp9kMUfkO  
Organization ID 295  
Project Name OPEH - R2 Single Rapid Rehousing - NHH  
Project ID 420  
HMIS Project Type 13  
Method of Tracking ES  
Is the Services Only (HMIS Project Type 6) affiliated with a residential project?  
Identify the Project ID's of the Housing Projects this Project is Affiliated with  
CSV Exception? No  
Uploaded via emailed hyperlink? Yes  
Project name (user-specified) OPEH - R2 Single Rapid Rehousing - NHH(420)  
Project type (user-specified) PH - Rapid Re-Housing

**Organization Name** OFFICE TO PREVENT AND END HOMELESSNESS  
Email unique ID record link m0wWiJKvXp  
Organization ID 295  
Project Name OPEH - R2 Family Rapid Rehousing - SH  
Project ID 424  
HMIS Project Type 13  
Method of Tracking ES  
Is the Services Only (HMIS Project Type 6) affiliated with a residential project?  
Identify the Project ID's of the Housing Projects this Project is Affiliated with  
CSV Exception? No  
Uploaded via emailed hyperlink? Yes  
Project name (user-specified) OPEH - R2 Family Rapid Rehousing - SH(424)  
Project type (user-specified) PH - Rapid Re-Housing

**Organization Name** OFFICE TO PREVENT AND END HOMELESSNESS  
Email unique ID record link TRFTONI49  
Organization ID 295  
Project Name OPEH - R3 Single Rapid Rehousing - CS  
Project ID 421  
HMIS Project Type 13  
Method of Tracking ES  
Is the Services Only (HMIS Project Type 6) affiliated with a residential project?  
Identify the Project ID's of the Housing Projects this Project is Affiliated with  
CSV Exception? No  
Uploaded via emailed hyperlink? Yes  
Project name (user-specified) OPEH - R3 Single Rapid Rehousing - CS(421)  
Project type (user-specified) PH - Rapid Re-Housing

<b>Organization Name</b>	<b>OFFICE TO PREVENT AND END HOMELESSNESS</b>
Email unique ID record link	tOANouACtf
Organization ID	295
Project Name	OPEH - R4 Family Rapid Rehousing - SH
Project ID	426
HMIS Project Type	13
Method of Tracking ES	
Is the Services Only (HMIS Project Type 6) affiliated with a residential project?	
Identify the Project ID's of the Housing Projects this Project is Affiliated with	
CSV Exception?	No
Uploaded via emailed hyperlink?	Yes
Project name (user-specified)	OPEH - R4 Family Rapid Rehousing - SH(426)
Project type (user-specified)	PH - Rapid Re-Housing

<b>Organization Name</b>	<b>OFFICE TO PREVENT AND END HOMELESSNESS</b>
Email unique ID record link	SZVaDncQj6
Organization ID	295
Project Name	OPEH - R4 Single Rapid Rehousing - FACETS
Project ID	422
HMIS Project Type	13
Method of Tracking ES	
Is the Services Only (HMIS Project Type 6) affiliated with a residential project?	
Identify the Project ID's of the Housing Projects this Project is Affiliated with	
CSV Exception?	No
Uploaded via emailed hyperlink?	Yes
Project name (user-specified)	OPEH - R4 Single Rapid Rehousing - FACETS(422)
Project type (user-specified)	PH - Rapid Re-Housing

<b>Organization Name</b>	<b>OFFICE TO PREVENT AND END HOMELESSNESS</b>
Email unique ID record link	MoYVfsjwYx
Organization ID	295
Project Name	OPEH - R3 Family Rapid Rehousing - CS
Project ID	425
HMIS Project Type	13
Method of Tracking ES	
Is the Services Only (HMIS Project Type 6) affiliated with a residential project?	
Identify the Project ID's of the Housing Projects this Project is Affiliated with	
CSV Exception?	No
Uploaded via emailed hyperlink?	Yes
Project name (user-specified)	OPEH - R3 Family Rapid Rehousing - CS(425)
Project type (user-specified)	PH - Rapid Re-Housing

Q05a: Report Validations Table

---

**Q05a: Report Validations Table**

---

Total Number of Persons Served	2291
Number of Adults (Age 18 or Over)	1268
Number of Children (Under Age 18)	1023
Number of Persons with Unknown Age	0
Number of Leavers	1623
Number of Adult Leavers	941
Number of Adult and Head of Household Leavers	941
Number of Stayers	668
Number of Adult Stayers	327
Number of Veterans	55
Number of Chronically Homeless Persons	118
Number of Youth Under Age 25	115
Number of Parenting Youth Under Age 25 with Children	73
Number of Adult Heads of Household	1031
Number of Child and Unknown-Age Heads of Household	0
Heads of Households and Adult Stayers in the Project 365 Days or More	20

**Q06a: Data Quality: Personally Identifying Information (PII)**

---

Data Element	Client Doesn't Know/Refused	Information Missing	Data Issues	% of Error Rate
Name	1	0	0	0.00%
Social Security Number	225	23	26	0.12%
Date of Birth	0	6	5	0.00%
Race	15	1	0	0.01%
Ethnicity	10	0	0	0.00%
Gender	0	0	0	0.00%
Overall Score				0.13%

**Q06b: Data Quality: Universal Data Elements**

---

	Error Count	% of Error Rate
Veteran Status	2	0.16%
Project Start Date	0	0.00%
Relationship to Head of Household	14	0.61%
Client Location	0	0.00%
Disabling Condition	23	1.00%

**Q06c: Data Quality: Income and Housing Data Quality**

	Error Count	% of Error Rate
Destination	15	0.92%
Income and Sources at Start	128	12.42%
Income and Sources at Annual Assessment	18	90.00%
Income and Sources at Exit	105	11.16%

**Q06d: Data Quality: Chronic Homelessness**

	Count of Total Records	Missing Time in Institution	Missing Time in Housing	Approximate Date Started DK/R/missing	Number of Times DK/R/missing	Number of Months DK/R/missing	% of Records Unable to Calculate
ES, SH, Street Outreach	0	0	0	0	0	0	--
TH	0	0	0	0	0	0	--
PH (All)	882	1	4	13	20	19	0.04
Total	882	0	0	0	0	0	0.04

**Q06e: Data Quality: Timeliness**

	Number of Project Entry Records	Number of Project Exit Records
0 days	272	257
1-3 Days	304	209
4-6 Days	194	92
7-10 Days	180	162
11+ Days	735	903

**Q06f: Data Quality: Inactive Records: Street Outreach & Emergency Shelter**

	# of Records	# of Inactive Records	% of Inactive Records
Contact (Adults and Heads of Household in Street Outreach or ES - NBN)	0	0	--
Bed Night (All Clients in ES - NBN)	0	0	--

**Q07a: Number of Persons Served**

	Total	Without Children	With Children and Adults	With Only Children	Unknown Household Type
Adults	1268	590	678	0	0
Children	1023	0	1023	0	0
Client Doesn't Know/ Client Refused	0	0	0	0	0
Data Not Collected	0	0	0	0	0
Total	2291	590	1701	0	0

**Q08a: Households Served**

	Total	Without Children	With Children and Adults	With Only Children	Unknown Household Type
Total Households	1031	568	463	0	0

**Q08b: Point-in-Time Count of Households on the Last Wednesday**

	Total	Without Children	With Children and Adults	With Only Children	Unknown Household Type
January	281	146	135	0	0
April	243	116	127	0	0
July	288	149	139	0	0
October	293	149	144	0	0

**Q09a: Number of Persons Contacted**

	All Persons Contacted	First contact – NOT staying on the Streets, ES, or SH	First contact – WAS staying on Streets, ES, or SH	First contact – Worker unable to determine
Once	0	0	0	0
2-5 Times	0	0	0	0
6-9 Times	0	0	0	0
10+ Times	0	0	0	0
Total Persons Contacted	0	0	0	0

**Q09b: Number of Persons Engaged**

	All Persons Contacted	First contact – NOT staying on the Streets, ES, or SH	First contact – WAS staying on Streets, ES, or SH	First contact – Worker unable to determine
Once	0	0	0	0
2-5 Contacts	0	0	0	0
6-9 Contacts	0	0	0	0
10+ Contacts	0	0	0	0
Total Persons Engaged	0	0	0	0
Rate of Engagement	0	0	0	0

**Q10a: Gender of Adults**

---

	Total	Without Children	With Children and Adults	Unknown Household Type
Male	555	388	167	0
Female	710	199	511	0
Trans Male (FTM or Female to Male)	1	1	0	0
Trans Female (MTF or Male to Female)	0	0	0	0
Gender Non-Conforming (i.e. not exclusively male or female)	2	2	0	0
Client Doesn't Know/Client Refused	0	0	0	0
Data Not Collected	0	0	0	0
Subtotal	1268	590	678	0

**Q10b: Gender of Children**

---

	Total	With Children and Adults	With Only Children	Unknown Household Type
Male	524	524	0	0
Female	499	499	0	0
Trans Male (FTM or Female to Male)	0	0	0	0
Trans Female (MTF or Male to Female)	0	0	0	0
Gender Non-Conforming (i.e. not exclusively male or female)	0	0	0	0
Client Doesn't Know/Client Refused	0	0	0	0
Data Not Collected	0	0	0	0
Subtotal	1023	1023	0	0

**Q10c: Gender of Persons Missing Age Information**

---

	Total	Without Children	With Children and Adults	With Only Children	Unknown Household Type
Male	0	0	0	0	0
Female	0	0	0	0	0
Trans Male (FTM or Female to Male)	0	0	0	0	0
Trans Female (MTF or Male to Female)	0	0	0	0	0
Gender Non-Conforming (i.e. not exclusively male or female)	0	0	0	0	0
Client Doesn't Know/Client Refused	0	0	0	0	0
Data Not Collected	0	0	0	0	0
Subtotal	0	0	0	0	0

**Q10d: Gender by Age Ranges**

	Total	Under Age 18	Age 18-24	Age 25-61	Age 62 and over	Client Doesn't Know/ Client Refused	Data Not Collected
Male	1079	524	64	457	34	0	0
Female	1209	499	124	552	34	0	0
Trans Female (MTF or Male to Female)	1	0	0	1	0	0	0
Trans Male (FTM or Female to Male)	0	0	0	0	0	0	0
Gender Non-Conforming (i.e. not exclusively male or female)	2	0	0	0	2	0	0
Client Doesn't Know/Client Refused	0	0	0	0	0	0	0
Data Not Collected	0	0	0	0	0	0	0
Subtotal	2291	1023	188	1010	70	0	0

**Q11: Age**

	Total	Without Children	With Children and Adults	With Only Children	Unknown Household Type
Under 5	429	0	429	0	0
12-May	437	0	437	0	0
13 - 17	157	0	157	0	0
18 - 24	188	44	144	0	0
25 - 34	370	103	267	0	0
35 - 44	251	85	166	0	0
45 - 54	250	175	75	0	0
55 - 61	139	119	20	0	0
62+	70	64	6	0	0
Client Doesn't Know/Client Refused	0	0	0	0	0
Data Not Collected	0	0	0	0	0
Total	2291	590	1701	0	0

**Q12a: Race**

	Total	Without Children	With Children and Adults	With Only Children	Unknown Household Type
White	672	213	459	0	0
Black or African American	1392	327	1065	0	0
Asian	89	20	69	0	0
American Indian or Alaska Native	9	2	7	0	0
Native Hawaiian or Other Pacific Islander	6	4	2	0	0
Multiple Races	102	21	81	0	0
Client Doesn't Know/Client Refused	20	3	17	0	0
Data Not Collected	1	0	1	0	0
Total	2291	590	1701	0	0

**Q12b: Ethnicity**

	Total	Without Children	With Children and Adults	With Only Children	Unknown Household Type
Non-Hispanic/Non-Latino	1901	537	1364	0	0
Hispanic/Latino	380	52	328	0	0
Client Doesn't Know/Client Refused	10	1	9	0	0
Data Not Collected	0	0	0	0	0
Total	2291	590	1701	0	0

**Q13a1: Physical and Mental Health Conditions at Start**

	Total Persons	Without Children	With Children and Adults	With Only Children	Unknown Household Type
Mental Health Problem	257	169	88	0	0
Alcohol Abuse	26	25	1	0	0
Drug Abuse	21	18	3	0	0
Both Alcohol and Drug Abuse	40	37	3	0	0
Chronic Health Condition	163	113	50	0	0
HIV/AIDS	5	5	0	0	0
Developmental Disability	70	29	41	0	0
Physical Disability	133	105	28	0	0

**Q13b1: Physical and Mental Health Conditions at Exit**

	Total Persons	Without Children	With Children and Adults	With Only Children	Unknown Household Type
Mental Health Problem	204	140	64	0	0
Alcohol Abuse	23	23	0	0	0
Drug Abuse	16	14	2	0	0
Both Alcohol and Drug Abuse	34	31	3	0	0
Chronic Health Condition	128	88	40	0	0
HIV/AIDS	5	4	1	0	0
Developmental Disability	52	26	26	0	0
Physical Disability	105	84	21	0	0



**Q13c1: Physical and Mental Health Conditions for Stayers**

---

	Total Persons	Without Children	With Children and Adults	With Only Children	Unknown Household Type
Mental Health Problem	65	34	31	0	0
Alcohol Abuse	3	2	1	0	0
Drug Abuse	4	3	1	0	0
Both Alcohol and Drug Abuse	5	5	0	0	0
Chronic Health Condition	41	28	13	0	0
HIV/AIDS	2	2	0	0	0
Developmental Disability	16	3	13	0	0
Physical Disability	33	27	6	0	0

**Q14a: Domestic Violence History**

---

	Total	Without Children	With Children and Adults	With Only Children	Unknown Household Type
Yes	210	60	150	0	0
No	1052	527	525	0	0
Client Doesn't Know/Client Refused	3	2	1	0	0
Data Not Collected	3	1	2	0	0
Total	1268	590	678	0	0

**Q14b: Persons Fleeing Domestic Violence**

---

	Total	Without Children	With Children and Adults	With Only Children	Unknown Household Type
Yes	44	14	30	0	0
No	144	41	103	0	0
Client Doesn't Know/Client Refused	2	0	2	0	0
Data Not Collected	20	5	15	0	0
Total	210	60	150	0	0

**Q15: Living Situation**

	Total	Without Children	With Children and Adults	With Only Children	Unknown Household Type
<b>Homeless Situations</b>	0	0	0	0	0
Emergency shelter, including hotel or motel paid for with emergency shelter voucher	184	110	74	0	0
Transitional housing for homeless persons (including homeless youth)	7	0	7	0	0
Place not meant for habitation	259	226	33	0	0
Safe Haven	2	1	1	0	0
Interim Housing	2	1	1	0	0
Subtotal	454	338	116	0	0
<b>Institutional Settings</b>	0	0	0	0	0
Psychiatric hospital or other psychiatric facility	5	5	0	0	0
Substance abuse treatment facility or detox center	10	10	0	0	0
Hospital or other residential non-psychiatric medical facility	14	13	1	0	0
Jail, prison or juvenile detention facility	17	17	0	0	0
Foster care home or foster care group home	0	0	0	0	0
Long-term care facility or nursing home	1	1	0	0	0
Residential project or halfway house with no homeless criteria	1	0	1	0	0
Subtotal	48	46	2	0	0
<b>Other Locations</b>	0	0	0	0	0
Permanent housing (other than RRH) for formerly homeless persons	0	0	0	0	0
Owned by client, no ongoing housing subsidy	10	0	10	0	0
Owned by client, with ongoing housing subsidy	0	0	0	0	0
Rental by client, no ongoing housing subsidy	242	61	181	0	0
Rental by client, with VASH subsidy	4	2	2	0	0
Rental by client with GPD TIP subsidy	0	0	0	0	0
Rental by client, with other housing subsidy (including RRH)	41	5	36	0	0
Hotel or motel paid for without emergency shelter voucher	103	35	68	0	0
Staying or living in a friend's room, apartment or house	151	50	101	0	0
Staying or living in a family member's room, apartment or house	199	48	151	0	0
Client Doesn't Know/Client Refused	3	1	2	0	0
Data Not Collected	6	2	4	0	0
Subtotal	759	204	555	0	0
<b>Total</b>	<b>1268</b>	<b>590</b>	<b>678</b>	<b>0</b>	<b>0</b>

**Q20a: Type of Non-Cash Benefit Sources**

	Benefit at Start	Benefit at Latest Annual Assessment for Stayers	Benefit at Exit for Leavers
Supplemental Nutritional Assistance Program	423	2	311
WIC	34	0	29
TANF Child Care Services	12	0	8
TANF Transportation Services	2	0	1
Other TANF-Funded Services	5	0	4
Other Source	6	0	5

**Q21: Health Insurance**

	At Start	At Annual Assessment for Stayers	At Exit for Leavers
Medicaid	1254	4	876
Medicare	119	0	88
State Children's Health Insurance Program	6	0	4
VA Medical Services	20	0	17
Employer Provided Health Insurance	108	0	83
Health Insurance Through COBRA	4	0	4
Private Pay Health Insurance	45	0	36
State Health Insurance for Adults	21	0	15
Indian Health Services Program	3	0	2
Other	35	0	31
No Health Insurance	771	0	554
Client Doesn't Know/Client Refused	10	0	6
Data Not Collected	5	44	5
Number of Stayers Not Yet Required to Have an Annual Assessment	0	620	0
1 Source of Health Insurance	1426	4	990
More than 1 Source of Health Insurance	83	0	72

**Q22a2: Length of Participation – ESG Projects**

	Total	Leavers	Stayers
0 to 7 days	131	99	32
8 to 14 days	114	92	22
15 to 21 days	104	84	20
22 to 30 days	164	94	70
31 to 60 days	387	297	90
61 to 90 days	311	226	85
91 to 180 days	559	400	159
181 to 365 days	393	251	142
366 to 730 days (1-2 Yrs)	128	80	48
731 to 1,095 days (2-3 Yrs)	0	0	0
1,096 to 1,460 days (3-4 Yrs)	0	0	0
1,461 to 1,825 days (4-5 Yrs)	0	0	0
More than 1,825 days (> 5 Yrs)	0	0	0
Data Not Collected	0	0	0
Total	2291	1623	668

**Q22c: RRH Length of Time between Project Start Date and Housing Move-in Date**

	Total	Without Children	With Children and Adults	With Only Children	Unknown Household Type
7 days or less	52	23	29	0	0
8 to 14 days	34	10	24	0	0
15 to 21 days	40	11	29	0	0
22 to 30 days	42	27	15	0	0
31 to 60 days	113	33	80	0	0
61 to 180 days	259	40	219	0	0
181 to 365 days	67	9	58	0	0
366 to 730 days (1-2 Yrs)	11	1	10	0	0
Data Not Collected	858	353	505	0	0
Total	1476	507	969	0	0

**Q22d: Length of Participation by Household Type**

	Total	Without Children	With Children and Adults	With Only Children	Unknown Household Type
7 days or less	131	31	100	0	0
8 to 14 days	114	32	82	0	0
15 to 21 days	104	36	68	0	0
22 to 30 days	164	49	115	0	0
31 to 60 days	387	108	279	0	0
61 to 90 days	311	87	224	0	0
91 to 180 days	559	153	406	0	0
181 to 365 days	393	77	316	0	0
366 to 730 days (1-2 Yrs)	128	17	111	0	0
731 to 1,095 days (2-3 Yrs)	0	0	0	0	0
1,096 to 1,460 days (3-4 Yrs)	0	0	0	0	0
1,461 to 1,825 days (4-5 Yrs)	0	0	0	0	0
More than 1,825 days (> 5 Yrs)	0	0	0	0	0
Data Not Collected	0	0	0	0	0
Total	2291	590	1701	0	0

**Q23a: Exit Destination – More Than 90 Days**

	Total	Without Children	With Children and Adults	With Only Children	Unknown Household Type
<b>Permanent Destinations</b>	0	0	0	0	0
Moved from one HOPWA funded project to HOPWA PH	0	0	0	0	0
Owned by client, no ongoing housing subsidy	0	0	0	0	0
Owned by client, with ongoing housing subsidy	5	0	5	0	0
Rental by client, no ongoing housing subsidy	257	77	180	0	0
Rental by client, with VASH housing subsidy	2	2	0	0	0
Rental by client, with GPD TIP housing subsidy	0	0	0	0	0
Rental by client, with other ongoing housing subsidy	105	14	91	0	0
Permanent housing (other than RRH) for formerly homeless persons	35	11	24	0	0
Staying or living with family, permanent tenure	20	0	20	0	0
Staying or living with friends, permanent tenure	0	0	0	0	0
Rental by client, with RRH or equivalent subsidy	14	11	3	0	0
Subtotal	438	115	323	0	0
<b>Temporary Destinations</b>	0	0	0	0	0
Emergency shelter, including hotel or motel paid for with emergency shelter voucher	27	13	14	0	0
Moved from one HOPWA funded project to HOPWA TH	0	0	0	0	0
Transitional housing for homeless persons (including homeless youth)	28	1	27	0	0
Staying or living with family, temporary tenure (e.g. room, apartment or house)	5	1	4	0	0

Staying or living with friends, temporary tenure (e.g. room, apartment or house)	0	0	0	0	0
Place not meant for habitation (e.g., a vehicle, an abandoned building, bus/train/subway station/airport or anywhere outside)	5	5	0	0	0
Safe Haven	0	0	0	0	0
Hotel or motel paid for without emergency shelter voucher	4	1	3	0	0
Subtotal	69	21	48	0	0
<b>Institutional Settings</b>	0	0	0	0	0
Foster care home or group foster care home	0	0	0	0	0
Psychiatric hospital or other psychiatric facility	0	0	0	0	0
Substance abuse treatment facility or detox center	1	1	0	0	0
Hospital or other residential non-psychiatric medical facility	2	2	0	0	0
Jail, prison, or juvenile detention facility	2	1	1	0	0
Long-term care facility or nursing home	0	0	0	0	0
Subtotal	5	4	1	0	0
<b>Other Destinations</b>	0	0	0	0	0
Residential project or halfway house with no homeless criteria	0	0	0	0	0
Deceased	2	1	1	0	0
Other	4	4	0	0	0
Client Doesn't Know/Client Refused	1	1	0	0	0
Data Not Collected (no exit interview completed)	23	20	3	0	0
Subtotal	30	26	4	0	0
Total	542	166	376	0	0
Total persons exiting to positive housing destinations	438	115	323	0	0
Total persons whose destinations excluded them from the calculation	4	3	1	0	0
Percentage	81.41%	70.55%	86.13%	--	--

**Q23b: Exit Destination – 90 Days or Less**

	Total	Without Children	With Children and Adults	With Only Children	Unknown Household Type
<b>Permanent Destinations</b>	0	0	0	0	0
Moved from one HOPWA funded project to HOPWA PH	0	0	0	0	0
Owned by client, no ongoing housing subsidy	0	0	0	0	0
Owned by client, with ongoing housing subsidy	2	2	0	0	0
Rental by client, no ongoing housing subsidy	135	69	66	0	0
Rental by client, with VASH housing subsidy	0	0	0	0	0
Rental by client, with GPD TIP housing subsidy	1	1	0	0	0
Rental by client, with other ongoing housing subsidy	47	21	26	0	0
Permanent housing (other than RRH) for formerly homeless persons	10	10	0	0	0
Staying or living with family, permanent tenure	37	16	21	0	0
Staying or living with friends, permanent tenure	12	7	5	0	0

Rental by client, with RRH or equivalent subsidy	21	12	9	0	0
Subtotal	265	138	127	0	0
<b>Temporary Destinations</b>	0	0	0	0	0
Emergency shelter, including hotel or motel paid for with emergency shelter voucher	112	22	90	0	0
Moved from one HOPWA funded project to HOPWA TH	0	0	0	0	0
Transitional housing for homeless persons (including homeless youth)	25	3	22	0	0
Staying or living with family, temporary tenure (e.g. room, apartment or house)	10	8	2	0	0
Staying or living with friends, temporary tenure (e.g. room, apartment or house)	7	4	3	0	0
Place not meant for habitation (e.g., a vehicle, an abandoned building, bus/train/subway station/airport or anywhere outside)	5	5	0	0	0
Safe Haven	0	0	0	0	0
Hotel or motel paid for without emergency shelter voucher	1	1	0	0	0
Subtotal	160	43	117	0	0
<b>Institutional Settings</b>	0	0	0	0	0
Foster care home or group foster care home	0	0	0	0	0
Psychiatric hospital or other psychiatric facility	0	0	0	0	0
Substance abuse treatment facility or detox center	2	2	0	0	0
Hospital or other residential non-psychiatric medical facility	3	3	0	0	0
Jail, prison, or juvenile detention facility	5	4	1	0	0
Long-term care facility or nursing home	3	3	0	0	0
Subtotal	13	12	1	0	0
<b>Other Destinations</b>	0	0	0	0	0
Residential project or halfway house with no homeless criteria	0	0	0	0	0
Deceased	1	1	0	0	0
Other	7	5	2	0	0
Client Doesn't Know/Client Refused	14	8	6	0	0
Data Not Collected (no exit interview completed)	44	35	9	0	0
Subtotal	66	49	17	0	0
<b>Total</b>	<b>504</b>	<b>242</b>	<b>262</b>	<b>0</b>	<b>0</b>
Total persons exiting to positive housing destinations	265	138	127	0	0
Total persons whose destinations excluded them from the calculation	7	7	0	0	0
Percentage	53.32%	58.72%	48.47%	--	--

**Q23c: Exit Destination – All persons**

	Total	Without Children	With Children and Adults	With Only Children	Unknown Household Type
Moved from one HOPWA funded project to HOPWA PH	0	0	0	0	0
Owned by client, no ongoing housing subsidy	9	0	9	0	0
Owned by client, with ongoing housing subsidy	0	0	0	0	0
Rental by client, no ongoing housing subsidy	211	29	182	0	0
Rental by client, with VASH housing subsidy	0	0	0	0	0
Rental by client, with GPD TIP housing subsidy	0	0	0	0	0
Rental by client, with other ongoing housing subsidy	30	4	26	0	0
Permanent housing (other than RRH) for formerly homeless persons	0	0	0	0	0
Staying or living with family, permanent tenure	26	0	26	0	0
Staying or living with friends, permanent tenure	10	0	10	0	0
Rental by client, with RRH or equivalent subsidy	11	7	4	0	0
Subtotal	297	40	257	0	0
Emergency shelter, including hotel or motel paid for with emergency shelter voucher	208	1	207	0	0
Moved from one HOPWA funded project to HOPWA TH	0	0	0	0	0
Transitional housing for homeless persons (including homeless youth)	2	0	2	0	0
Staying or living with family, temporary tenure (e.g. room, apartment or house)	30	4	26	0	0
Staying or living with friends, temporary tenure (e.g. room, apartment or house)	10	1	9	0	0
Place not meant for habitation (e.g., a vehicle, an abandoned building, bus/train/subway station/airport or anywhere outside)	0	0	0	0	0
Safe Haven	0	0	0	0	0
Hotel or motel paid for without emergency shelter voucher	8	0	8	0	0
Subtotal	258	6	252	0	0
Foster care home or group foster care home	0	0	0	0	0
Psychiatric hospital or other psychiatric facility	0	0	0	0	0
Substance abuse treatment facility or detox center	0	0	0	0	0
Hospital or other residential non-psychiatric medical facility	1	1	0	0	0
Jail, prison, or juvenile detention facility	0	0	0	0	0
Long-term care facility or nursing home	0	0	0	0	0
Subtotal	1	1	0	0	0
Residential project or halfway house with no homeless criteria	0	0	0	0	0
Deceased	0	0	0	0	0
Other	3	1	2	0	0
Client Doesn't Know/Client Refused	0	0	0	0	0
Data Not Collected (no exit interview completed)	18	7	11	0	0
Subtotal	21	8	13	0	0



Total	577	55	522	0	0
Total persons exiting to positive housing destinations	0	0	0	0	0
Total persons whose destinations excluded them from the calculation	0	0	0	0	0

**Q24: Homelessness Prevention Housing Assessment at Exit**

	Total	Without Children	With Children and Adults	With Only Children	Unknown Household Type
Able to maintain the housing they had at project start--Without a subsidy	52	8	44	0	0
Able to maintain the housing they had at project start--With the subsidy they had at project start	3	1	2	0	0
Able to maintain the housing they had at project start--With an on-going subsidy acquired since project start	3	0	3	0	0
Able to maintain the housing they had at project start--Only with financial assistance other than a subsidy	13	3	10	0	0
Moved to new housing unit--With on-going subsidy	14	1	13	0	0
Moved to new housing unit--Without an on-going subsidy	58	3	55	0	0
Moved in with family/friends on a temporary basis	25	5	20	0	0
Moved in with family/friends on a permanent basis	5	0	5	0	0
Moved to a transitional or temporary housing facility or program	5	0	5	0	0
Client became homeless – moving to a shelter or other place unfit for human habitation	79	1	78	0	0
Client went to jail/prison	0	0	0	0	0
Client died	0	0	0	0	0
Client doesn't know/Client refused	6	0	6	0	0
Data not collected (no exit interview completed)	314	33	281	0	0
Total	577	55	522	0	0

**Q25a: Number of Veterans**

	Total	Without Children	With Children and Adults	Unknown Household Type
Chronically Homeless Veteran	9	9	0	0
Non-Chronically Homeless Veteran	46	35	11	0
Not a Veteran	1211	546	665	0
Client Doesn't Know/Client Refused	0	0	0	0
Data Not Collected	2	0	2	0
Total	1268	590	678	0

**Q26b: Number of Chronically Homeless Persons by Household**

---

	Total	Without Children	With Children and Adults	With Only Children	Unknown Household Type
Chronically Homeless	118	98	20	0	0
Not Chronically Homeless	2094	452	1642	0	0
Client Doesn't Know/Client Refused	17	10	7	0	0
Data Not Collected	62	30	32	0	0
Total	2291	590	1701	0	0



Office of Community Planning and Development  
 U.S. Department of Housing and Urban Development  
 Integrated Disbursement and Information System  
 PR26 - CDBG Financial Summary Report  
 Program Year 2017  
 FAIRFAX COUNTY , VA

DATE: 09-13-18  
 TIME: 10:53  
 PAGE: 1

PART I: SUMMARY OF CDBG RESOURCES

01 UNEXPENDED CDBG FUNDS AT END OF PREVIOUS PROGRAM YEAR	4,065,459.42
02 ENTITLEMENT GRANT	4,974,689.00
03 SURPLUS URBAN RENEWAL	0.00
04 SECTION 108 GUARANTEED LOAN FUNDS	0.00
05 CURRENT YEAR PROGRAM INCOME	794,822.74
05a CURRENT YEAR SECTION 108 PROGRAM INCOME (FOR SI TYPE)	0.00
06 FUNDS RETURNED TO THE LINE-OF-CREDIT	0.00
06a FUNDS RETURNED TO THE LOCAL CDBG ACCOUNT	0.00
07 ADJUSTMENT TO COMPUTE TOTAL AVAILABLE	(185,697.80)
08 TOTAL AVAILABLE (SUM, LINES 01-07)	9,649,273.36

PART II: SUMMARY OF CDBG EXPENDITURES

09 DISBURSEMENTS OTHER THAN SECTION 108 REPAYMENTS AND PLANNING/ADMINISTRATION	3,375,942.03
10 ADJUSTMENT TO COMPUTE TOTAL AMOUNT SUBJECT TO LOW/MOD BENEFIT	0.00
11 AMOUNT SUBJECT TO LOW/MOD BENEFIT (LINE 09 + LINE 10)	3,375,942.03
12 DISBURSED IN IDIS FOR PLANNING/ADMINISTRATION	655,501.89
13 DISBURSED IN IDIS FOR SECTION 108 REPAYMENTS	1,105,635.50
14 ADJUSTMENT TO COMPUTE TOTAL EXPENDITURES	(10,840.01)
15 TOTAL EXPENDITURES (SUM, LINES 11-14)	5,126,239.41
16 UNEXPENDED BALANCE (LINE 08 - LINE 15)	4,523,033.95

PART III: LOWMOD BENEFIT THIS REPORTING PERIOD

17 EXPENDED FOR LOW/MOD HOUSING IN SPECIAL AREAS	0.00
18 EXPENDED FOR LOW/MOD MULTI-UNIT HOUSING	556,381.94
19 DISBURSED FOR OTHER LOW/MOD ACTIVITIES	2,819,560.09
20 ADJUSTMENT TO COMPUTE TOTAL LOW/MOD CREDIT	0.00
21 TOTAL LOW/MOD CREDIT (SUM, LINES 17-20)	3,375,942.03
22 PERCENT LOW/MOD CREDIT (LINE 21/LINE 11)	100.00%

LOW/MOD BENEFIT FOR MULTI-YEAR CERTIFICATIONS

23 PROGRAM YEARS(PY) COVERED IN CERTIFICATION	PY: 2017 PY: 2018 PY: 2019
24 CUMULATIVE NET EXPENDITURES SUBJECT TO LOW/MOD BENEFIT CALCULATION	2,819,560.19
25 CUMULATIVE EXPENDITURES BENEFITING LOW/MOD PERSONS	2,819,560.19
26 PERCENT BENEFIT TO LOW/MOD PERSONS (LINE 25/LINE 24)	100.00%

PART IV: PUBLIC SERVICE (PS) CAP CALCULATIONS

27 DISBURSED IN IDIS FOR PUBLIC SERVICES	754,428.85
28 PS UNLIQUIDATED OBLIGATIONS AT END OF CURRENT PROGRAM YEAR	94,371.15
29 PS UNLIQUIDATED OBLIGATIONS AT END OF PREVIOUS PROGRAM YEAR	91,114.00
30 ADJUSTMENT TO COMPUTE TOTAL PS OBLIGATIONS	0.00
31 TOTAL PS OBLIGATIONS (LINE 27 + LINE 28 - LINE 29 + LINE 30)	757,686.00
32 ENTITLEMENT GRANT	4,974,689.00
33 PRIOR YEAR PROGRAM INCOME	653,061.32
34 ADJUSTMENT TO COMPUTE TOTAL SUBJECT TO PS CAP	0.00
35 TOTAL SUBJECT TO PS CAP (SUM, LINES 32-34)	5,627,750.32
36 PERCENT FUNDS OBLIGATED FOR PS ACTIVITIES (LINE 31/LINE 35)	13.46%

PART V: PLANNING AND ADMINISTRATION (PA) CAP

37 DISBURSED IN IDIS FOR PLANNING/ADMINISTRATION	655,501.89
38 PA UNLIQUIDATED OBLIGATIONS AT END OF CURRENT PROGRAM YEAR	34,515.74
39 PA UNLIQUIDATED OBLIGATIONS AT END OF PREVIOUS PROGRAM YEAR	16,554.64
40 ADJUSTMENT TO COMPUTE TOTAL PA OBLIGATIONS	0.00
41 TOTAL PA OBLIGATIONS (LINE 37 + LINE 38 - LINE 39 +LINE 40)	673,462.99
42 ENTITLEMENT GRANT	4,974,689.00
43 CURRENT YEAR PROGRAM INCOME	794,822.74
44 ADJUSTMENT TO COMPUTE TOTAL SUBJECT TO PA CAP	0.00
45 TOTAL SUBJECT TO PA CAP (SUM, LINES 42-44)	5,769,511.74
46 PERCENT FUNDS OBLIGATED FOR PA ACTIVITIES (LINE 41/LINE 45)	11.67%



Office of Community Planning and Development  
 U.S. Department of Housing and Urban Development  
 Integrated Disbursement and Information System  
 PR26 - CDBG Financial Summary Report  
 Program Year 2017  
 FAIRFAX COUNTY , VA

DATE: 09-13-18  
 TIME: 10:53  
 PAGE: 2

LINE 17 DETAIL: ACTIVITIES TO CONSIDER IN DETERMINING THE AMOUNT TO ENTER ON LINE 17

Report returned no data.

LINE 18 DETAIL: ACTIVITIES TO CONSIDER IN DETERMINING THE AMOUNT TO ENTER ON LINE 18

Plan Year	IDIS Project	IDIS Activity	Activity Name	Matrix Code	National Objective	Drawn Amount
2016	10	1226	Belle View - RAD Rehabilitation	14B	LMH	\$102,902.39
				14B	Matrix Code	\$102,902.39
2016	14	1218	Herndon Harbor Generator	14D	LMH	\$417,282.55
2016	14	1262	Little River Glen Balconies	14D	LMH	\$36,197.00
				14D	Matrix Code	\$453,479.55
Total						\$556,381.94

LINE 19 DETAIL: ACTIVITIES INCLUDED IN THE COMPUTATION OF LINE 19

Plan Year	IDIS Project	IDIS Activity	Voucher Number	Activity Name	Matrix Code	National Objective	Drawn Amount
2016	6	1233	6065182	Cornerstones - Scattered Sites Acquisitions	01	LMH	\$120,000.00
2016	6	1234	6065182	Cornerstones - CCFP Scattered Site Acquisitions	01	LMH	\$115,000.00
2016	16	1236	6081647	Pathway Homes, Inc. - Colts Neck #2A	01	LMH	\$15,000.00
2016	16	1240	6071024	Good Shepherd 7980 - A2	01	LMH	\$152,665.00
2016	16	1241	6090649	Pathways - Ivymount 38	01	LMH	\$155,000.00
2016	16	1242	6081647	Pathway Homes - Donnybrook 206	01	LMH	\$31,440.00
2016	16	1242	6126672	Pathway Homes - Donnybrook 206	01	LMH	\$96,560.00
2016	16	1243	6090649	Pathway - Briarwood 28	01	LMH	\$20,311.00
2016	16	1253	6081647	Pathway Homes, Inc. -Northgate #1A	01	LMH	\$5,845.00
2016	16	1253	6126672	Pathway Homes, Inc. -Northgate #1A	01	LMH	\$3,155.00
2016	16	1254	6126672	Pathway Homes, Inc.- Kingsbridge #3	01	LMH	\$3,000.00
2016	16	1259	6090649	Good Shepherd Housing 7994 #204(C4)	01	LMH	\$125,000.00
2016	16	1260	6090649	Good Shepherd Housing 7961-A1	01	LMH	\$85,000.00
2017	6	1261	6103527	Good Shepherd 7985-D2	01	LMH	\$129,770.00
2017	6	1267	6125936	Good Shepherd 7995 - 201(C1)	01	LMH	\$90,000.00
2017	6	1268	6125936	Good Shepherd 7985-103	01	LMH	\$131,385.00
					01	Matrix Code	\$1,279,131.00
2017	7	1256	6125936	WHDC Building Communities of Promise	05A	LMC	\$64,814.00
2017	7	1256	6146062	WHDC Building Communities of Promise	05A	LMC	\$52,285.00
					05A	Matrix Code	\$117,099.00
2016	7	1212	6058882	Wesley Housing - Building for the Future	05D	LMC	\$23,126.00
2016	7	1212	6071024	Wesley Housing - Building for the Future	05D	LMC	\$26,017.00
2017	7	1257	6125936	WHDC Building for the Future	05D	LMC	\$92,808.00
2017	7	1257	6162522	WHDC Building for the Future	05D	LMC	\$43,624.85
2017	7	1257	6167244	WHDC Building for the Future	05D	LMC	\$46,404.00
					05D	Matrix Code	\$231,979.85
2017	7	1255	6125936	WHDC Promising Futures	05H	LMC	\$60,076.00
2017	7	1255	6162522	WHDC Promising Futures	05H	LMC	\$60,079.00
					05H	Matrix Code	\$120,155.00
2016	7	1210	6071024	Wesley Housing - Building Communities of Promise	05Z	LMC	\$16,327.56
2016	7	1210	6090649	Wesley Housing - Building Communities of Promise	05Z	LMC	\$6,798.44
2016	7	1211	6081647	Wesley Housing - Promising Futures	05Z	LMC	\$30,038.00
2016	7	1211	6103527	Wesley Housing - Promising Futures	05Z	LMC	\$290.00
2017	7	1258	6125936	Good Shepherd - Homes for the Working Poor, Elderly & Disabled	05Z	LMC	\$171,843.00
2017	7	1258	6146062	Good Shepherd - Homes for the Working Poor, Elderly & Disabled	05Z	LMC	\$59,898.00
					05Z	Matrix Code	\$285,195.00
2016	11	1216	6058882	Homeownership Program	13	LMH	\$29,316.91



Office of Community Planning and Development  
 U.S. Department of Housing and Urban Development  
 Integrated Disbursement and Information System  
 PR26 - CDBG Financial Summary Report  
 Program Year 2017  
 FAIRFAX COUNTY , VA

DATE: 09-13-18  
 TIME: 10:53  
 PAGE: 3

Plan Year	IDIS Project	IDIS Activity	Voucher Number	Activity Name	Matrix Code	National Objective	Drawn Amount
2016	11	1216	6081647	Homeownership Program	13	LMH	\$36,870.86
2016	11	1216	6096297	Homeownership Program	13	LMH	\$57,724.80
					13	Matrix Code	\$123,912.57
2017	11	1249	6103527	Homeownership Program	13B	LMH	\$45,705.82
2017	11	1249	6125936	Homeownership Program	13B	LMH	\$59,962.73
2017	11	1249	6138257	Homeownership Program	13B	LMH	\$30,245.97
2017	11	1249	6146062	Homeownership Program	13B	LMH	\$49,564.75
2017	11	1249	6162522	Homeownership Program	13B	LMH	\$74,916.19
2017	11	1249	6167244	Homeownership Program	13B	LMH	\$46,340.52
					13B	Matrix Code	\$306,735.98
2013	8	1122	6081647	Home Repair for the Elderly Program	14A	LMH	\$23,819.74
2013	8	1122	6096297	Home Repair for the Elderly Program	14A	LMH	\$46,926.12
2013	8	1122	6103527	Home Repair for the Elderly Program	14A	LMH	\$5,881.19
2013	8	1122	6125936	Home Repair for the Elderly Program	14A	LMH	\$22,776.06
2016	8	1214	6058882	Home Repair for the Elderly	14A	LMH	\$18,448.38
2016	8	1214	6081647	Home Repair for the Elderly	14A	LMH	\$12,899.25
2016	8	1214	6125936	Home Repair for the Elderly	14A	LMH	\$15,047.37
2016	8	1214	6138257	Home Repair for the Elderly	14A	LMH	\$15,150.24
2017	8	1251	6138257	Home Repair for the Elderly & Community Rehabilitation Programs	14A	LMH	\$3,672.56
2017	8	1251	6146062	Home Repair for the Elderly & Community Rehabilitation Programs	14A	LMH	\$28,234.21
2017	8	1251	6162522	Home Repair for the Elderly & Community Rehabilitation Programs	14A	LMH	\$38,012.51
2017	8	1251	6167244	Home Repair for the Elderly & Community Rehabilitation Programs	14A	LMH	\$23,521.06
					14A	Matrix Code	\$254,388.69
2016	10	1203	6086863	The Park - RAD Rehabilitation	14D	LMH	\$100,963.00
					14D	Matrix Code	\$100,963.00
<b>Total</b>							<b>\$2,819,560.09</b>

LINE 27 DETAIL: ACTIVITIES INCLUDED IN THE COMPUTATION OF LINE 27

Plan Year	IDIS Project	IDIS Activity	Voucher Number	Activity Name	Matrix Code	National Objective	Drawn Amount
2017	7	1256	6125936	WHDC Building Communities of Promise	05A	LMC	\$64,814.00
2017	7	1256	6146062	WHDC Building Communities of Promise	05A	LMC	\$52,285.00
					05A	Matrix Code	\$117,099.00
2016	7	1212	6058882	Wesley Housing - Building for the Future	05D	LMC	\$23,126.00
2016	7	1212	6071024	Wesley Housing - Building for the Future	05D	LMC	\$26,017.00
2017	7	1257	6125936	WHDC Building for the Future	05D	LMC	\$92,808.00
2017	7	1257	6162522	WHDC Building for the Future	05D	LMC	\$43,624.85
2017	7	1257	6167244	WHDC Building for the Future	05D	LMC	\$46,404.00
					05D	Matrix Code	\$231,979.85
2017	7	1255	6125936	WHDC Promising Futures	05H	LMC	\$60,076.00
2017	7	1255	6162522	WHDC Promising Futures	05H	LMC	\$60,079.00
					05H	Matrix Code	\$120,155.00
2016	7	1210	6071024	Wesley Housing - Building Communities of Promise	05Z	LMC	\$16,327.56
2016	7	1210	6090649	Wesley Housing - Building Communities of Promise	05Z	LMC	\$6,798.44
2016	7	1211	6081647	Wesley Housing - Promising Futures	05Z	LMC	\$30,038.00
2016	7	1211	6103527	Wesley Housing - Promising Futures	05Z	LMC	\$290.00
2017	7	1258	6125936	Good Shepherd - Homes for the Working Poor, Elderly & Disabled	05Z	LMC	\$171,843.00
2017	7	1258	6146062	Good Shepherd - Homes for the Working Poor, Elderly & Disabled	05Z	LMC	\$59,898.00
					05Z	Matrix Code	\$285,195.00



Office of Community Planning and Development  
 U.S. Department of Housing and Urban Development  
 Integrated Disbursement and Information System  
 PR26 - CDBG Financial Summary Report  
 Program Year 2017  
 FAIRFAX COUNTY , VA

DATE: 09-13-18  
 TIME: 10:53  
 PAGE: 4

Plan Year	IDIS Project	IDIS Activity	Voucher Number	Activity Name	Matrix Code	National Objective	Drawn Amount
Total							\$754,428.85

LINE 37 DETAIL: ACTIVITIES INCLUDED IN THE COMPUTATION OF LINE 37

Plan Year	IDIS Project	IDIS Activity	Voucher Number	Activity Name	Matrix Code	National Objective	Drawn Amount
2015	3	1172	6058882	Planning	20		\$8,953.20
2015	3	1172	6081647	Planning	20		\$10,921.04
2015	3	1172	6096297	Planning	20		\$25,435.43
2015	3	1172	6103527	Planning	20		\$1,665.18
2016	3	1207	6103527	Planning	20		\$10,316.88
2016	3	1207	6125936	Planning	20		\$17,744.67
2016	3	1207	6138257	Planning	20		\$11,435.55
2016	3	1207	6146062	Planning	20		\$19,929.32
2016	3	1207	6162522	Planning	20		\$14,975.91
2016	3	1207	6167244	Planning	20		\$5,411.56
					20	Matrix Code	\$126,788.74
2016	4	1208	6058882	General Administration	21A		\$51,006.16
2016	4	1208	6071024	General Administration	21A		\$9,763.20
2016	4	1208	6081647	General Administration	21A		\$26,712.61
2016	4	1208	6096297	General Administration	21A		\$46,618.84
2016	4	1208	6103527	General Administration	21A		\$25,718.75
2016	4	1208	6125936	General Administration	21A		\$15,374.35
2017	4	1247	6125936	General Administration	21A		\$49,295.50
2017	4	1247	6138257	General Administration	21A		\$33,953.04
2017	4	1247	6146062	General Administration	21A		\$48,314.03
2017	4	1247	6162522	General Administration	21A		\$69,711.80
2017	4	1247	6167244	General Administration	21A		\$45,948.05
					21A	Matrix Code	\$422,416.33
2014	2	1143	6058882	Fair Housing	21D		\$7,924.23
2014	2	1143	6071024	Fair Housing	21D		\$4,224.57
2014	2	1143	6090649	Fair Housing	21D		\$8,893.94
2016	2	1206	6058882	Fair Housing	21D		\$7,172.56
2016	2	1206	6071024	Fair Housing	21D		\$37.07
2016	2	1206	6090649	Fair Housing	21D		\$12,199.92
2016	2	1206	6096297	Fair Housing	21D		\$11,181.42
2016	2	1206	6103527	Fair Housing	21D		\$10,867.87
2016	2	1206	6125936	Fair Housing	21D		\$20,897.08
2016	2	1206	6162522	Fair Housing	21D		\$3,536.43
2017	2	1245	6162522	Fair Housing	21D		\$9,709.25
2017	2	1245	6167244	Fair Housing	21D		\$9,652.48
					21D	Matrix Code	\$106,296.82
Total							\$655,501.89



U.S. Department of Housing and Urban Development  
 Office of Community Planning and Development  
 Integrated Disbursement and Information System  
 CDBG Activity Summary Report (GPR) for Program Year 2017  
 FAIRFAX COUNTY

Date: 13-Sep-2018  
 Time: 10:56  
 Page: 1

**PGM Year:** 2013  
**Project:** 0008 - Home Repair for the Elderly  
**IDIS Activity:** 1122 - Home Repair for the Elderly Program

**Status:** Completed 3/27/2018 11:52:33 AM      **Objective:** Create suitable living environments  
**Location:** Address Suppressed      **Outcome:** Availability/accessibility  
**Matrix Code:** Rehab; Single-Unit Residential (14A)      **National Objective:** LMH

**Initial Funding Date:** 01/09/2014

**Description:**

Continued funding of the Home Repair for the Elderly Program (HREP) which provides minor repairs at no cost to the homeowner for an estimated 100 homes of eligible low-income elderly or disabled persons.

The HREP provides up to about one week of work and \$500 in material expenses by the HREP crew.

Proposed funding provides for salaries and fringe benefits for five full-time positions (HREP crew and clerical support), plus related operating and equipment costs.

These funds are supplemented by County funds generated from payments on loans through the Home Improvement Loan Program for the costs of outside contracting and materials.

**Financing**

	Fund Type	Grant Year	Grant	Funded Amount	Drawn In Program Year	Drawn Thru Program Year
CDBG	EN	Pre-2015		\$231,093.78	\$0.00	\$0.00
		2012	B12UC510001		\$0.00	\$88,210.56
		2013	B13UC510001		\$0.00	\$64,362.80
		2014	B14UC510001		\$76,627.05	\$78,520.42
	PI			\$49,590.21	\$22,776.06	\$49,590.21
<b>Total</b>	<b>Total</b>			<b>\$280,683.99</b>	<b>\$99,403.11</b>	<b>\$280,683.99</b>

**Proposed Accomplishments**

Housing Units : 1

**Actual Accomplishments**

Number assisted:

	Owner		Renter		Total		Person	
	Total	Hispanic	Total	Hispanic	Total	Hispanic	Total	Hispanic
White:	60	4	0	0	60	4	0	0
Black/African American:	17	0	0	0	17	0	0	0
Asian:	25	0	0	0	25	0	0	0
American Indian/Alaskan Native:	0	0	0	0	0	0	0	0
Native Hawaiian/Other Pacific Islander:	0	0	0	0	0	0	0	0
American Indian/Alaskan Native & White:	0	0	0	0	0	0	0	0
Asian White:	0	0	0	0	0	0	0	0
Black/African American & White:	0	0	0	0	0	0	0	0
American Indian/Alaskan Native & Black/African American:	0	0	0	0	0	0	0	0



U.S. Department of Housing and Urban Development  
 Office of Community Planning and Development  
 Integrated Disbursement and Information System  
 CDBG Activity Summary Report (GPR) for Program Year 2017  
 FAIRFAX COUNTY

Date: 13-Sep-2018  
 Time: 10:56  
 Page: 2

Other multi-racial:	2	0	0	0	2	0	0	0
Asian/Pacific Islander:	0	0	0	0	0	0	0	0
Hispanic:	0	0	0	0	0	0	0	0
<b>Total:</b>	<b>104</b>	<b>4</b>	<b>0</b>	<b>0</b>	<b>104</b>	<b>4</b>	<b>0</b>	<b>0</b>
Female-headed Households:	70		0		70			

*Income Category:*

	<b>Owner</b>	<b>Renter</b>	<b>Total</b>	<b>Person</b>
Extremely Low	63	0	63	0
Low Mod	27	0	27	0
Moderate	14	0	14	0
Non Low Moderate	0	0	0	0
Total	104	0	104	0
Percent Low/Mod	100.0%		100.0%	

**Annual Accomplishments**

<b>Years</b>	<b>Accomplishment Narrative</b>	<b># Benefiting</b>
2013	127 cases were completed serving 104 households by the Home Repair for the Elderly Program in FY 2014. The average household income served in FY 2014 was \$23,145, or approximately 20 percent of the Area Median Income (AMI) for a one-person household; this meets the HUD definition of extremely low income.	





U.S. Department of Housing and Urban Development  
 Office of Community Planning and Development  
 Integrated Disbursement and Information System  
 CDBG Activity Summary Report (GPR) for Program Year 2017  
 FAIRFAX COUNTY

Date: 13-Sep-2018  
 Time: 10:56  
 Page: 3

**PGM Year:** 2014  
**Project:** 0002 - Fair Housing  
**IDIS Activity:** 1143 - Fair Housing  
**Status:** Completed 1/19/2018 2:23:11 PM  
**Location:** ,

**Objective:**  
**Outcome:**  
**Matrix Code:** Fair Housing Activities (subject to 20% Admin Cap) (21D)      **National Objective:**

**Initial Funding Date:** 09/17/2014

**Description:**

These funds will be used by the County's Office of Human Rights and Equity Programs to contract for fair housing testing, to conduct fair housing outreach and education activities in the housing market and to investigate fair housing complaints.

**Financing**

	Fund Type	Grant Year	Grant	Funded Amount	Drawn In Program Year	Drawn Thru Program Year
CDBG	EN	Pre-2015		\$54,366.06	\$0.00	\$0.00
		2013	B13UC510001		\$0.00	\$48,153.79
		2014	B14UC510001		\$3,589.01	\$6,212.27
	PI			\$69,819.20	\$17,453.73	\$69,819.20
<b>Total</b>	<b>Total</b>			<b>\$124,185.26</b>	<b>\$21,042.74</b>	<b>\$124,185.26</b>

**Proposed Accomplishments**

**Actual Accomplishments**

*Number assisted:*

	Owner		Renter		Total		Person	
	Total	Hispanic	Total	Hispanic	Total	Hispanic	Total	Hispanic
White:					0	0		
Black/African American:					0	0		
Asian:					0	0		
American Indian/Alaskan Native:					0	0		
Native Hawaiian/Other Pacific Islander:					0	0		
American Indian/Alaskan Native & White:					0	0		
Asian White:					0	0		
Black/African American & White:					0	0		
American Indian/Alaskan Native & Black/African American:					0	0		
Other multi-racial:					0	0		
Asian/Pacific Islander:					0	0		
Hispanic:					0	0		
<b>Total:</b>	<b>0</b>	<b>0</b>	<b>0</b>	<b>0</b>	<b>0</b>	<b>0</b>	<b>0</b>	<b>0</b>



U.S. Department of Housing and Urban Development  
Office of Community Planning and Development  
Integrated Disbursement and Information System  
CDBG Activity Summary Report (GPR) for Program Year 2017  
FAIRFAX COUNTY

Date: 13-Sep-2018

Time: 10:56

Page: 4

Female-headed Households:


0

*Income Category:*

	<b>Owner</b>	<b>Renter</b>	<b>Total</b>	<b>Person</b>
Extremely Low			0	
Low Mod			0	
Moderate			0	
Non Low Moderate			0	
Total	0	0	0	0
Percent Low/Mod				

**Annual Accomplishments**

No data returned for this view. This might be because the applied filter excludes all data.



U.S. Department of Housing and Urban Development  
 Office of Community Planning and Development  
 Integrated Disbursement and Information System  
 CDBG Activity Summary Report (GPR) for Program Year 2017  
 FAIRFAX COUNTY

Date: 13-Sep-2018  
 Time: 10:56  
 Page: 5

**PGM Year:** 2014  
**Project:** 0012 - Relocation Program  
**IDIS Activity:** 1152 - Relocation

**Status:** Canceled 1/19/2018 2:14:53 PM  
**Location:** Address Suppressed

**Objective:** Provide decent affordable housing  
**Outcome:** Availability/accessibility  
**Matrix Code:** Relocation (08) **National Objective:** LMH

**Initial Funding Date:** 09/17/2014

**Description:**  
 Proposed funding provides for salaries and fringe benefits to support one full-time positions to provide federally mandated relocation and advisory services to approximately 1000 persons affected by the County and FCRHA programs. Relocation reviews will be completed as required on CDBG, HOME and Section 108 loan funded projects and relocation activity performed by nonprofit organizations. Technical assistance may be given to landlords, developers, and tenants of preservation projects and rehabilitation projects.

**Financing**  
 No data returned for this view. This might be because the applied filter excludes all data.

**Proposed Accomplishments**  
 Households (General) : 50

**Actual Accomplishments**

*Number assisted:*

	Owner		Renter		Total		Person	
	Total	Hispanic	Total	Hispanic	Total	Hispanic	Total	Hispanic
White:	0	0	93	9	93	9	0	0
Black/African American:	0	0	25	0	25	0	0	0
Asian:	0	0	36	0	36	0	0	0
American Indian/Alaskan Native:	0	0	0	0	0	0	0	0
Native Hawaiian/Other Pacific Islander:	0	0	0	0	0	0	0	0
American Indian/Alaskan Native & White:	0	0	0	0	0	0	0	0
Asian White:	0	0	13	0	13	0	0	0
Black/African American & White:	0	0	0	0	0	0	0	0
American Indian/Alaskan Native & Black/African American:	0	0	0	0	0	0	0	0
Other multi-racial:	0	0	2	0	2	0	0	0



U.S. Department of Housing and Urban Development  
 Office of Community Planning and Development  
 Integrated Disbursement and Information System  
 CDBG Activity Summary Report (GPR) for Program Year 2017  
 FAIRFAX COUNTY

Date: 13-Sep-2018  
 Time: 10:56  
 Page: 6

Asian/Pacific Islander:	0	0	0	0	0	0	0	0
Hispanic:	0	0	0	0	0	0	0	0
<b>Total:</b>	<b>0</b>	<b>0</b>	<b>169</b>	<b>9</b>	<b>169</b>	<b>9</b>	<b>0</b>	<b>0</b>
Female-headed Households:	0		118		118			

*Income Category:*

	<b>Owner</b>	<b>Renter</b>	<b>Total</b>	<b>Person</b>
Extremely Low	0	85	85	0
Low Mod	0	74	74	0
Moderate	0	10	10	0
Non Low Moderate	0	0	0	0
Total	0	169	169	0
Percent Low/Mod		100.0%	100.0%	

**Annual Accomplishments**

<b>Years</b>	<b>Accomplishment Narrative</b>	<b># Benefitting</b>
2014	During FY 2015, staff conducted 43 reviews of projects for compliance with the federal Uniform Relocation Act (URA) and the Fairfax County Voluntary Relocation Assistance Guidelines. One hundred sixty-nine (169) households had access to relocation services due to acquisition or rehabilitation. Services included one or more of the following: proper and timely notification of relocation activities, advisory services, identification of comparable replacement housing and financial assistance.	
2015		



U.S. Department of Housing and Urban Development  
 Office of Community Planning and Development  
 Integrated Disbursement and Information System  
 CDBG Activity Summary Report (GPR) for Program Year 2017  
 FAIRFAX COUNTY

Date: 13-Sep-2018  
 Time: 10:56  
 Page: 7

**PGM Year:** 2014  
**Project:** 0014 - Senior/Homeless/Persons with Disabilities  
**IDIS Activity:** 1155 - Olley Glen ADA Modifications

**Status:** Completed 7/27/2017 2:58:13 PM  
**Location:** Address Suppressed  
**Objective:** Create suitable living environments  
**Outcome:** Availability/accessibility  
**Matrix Code:** Rehab; Other Publicly-Owned Residential Buildings (14D)  
**National Objective:** LMH

**Initial Funding Date:** 11/06/2014

**Description:**

Americans with Disabilities Act (ADA) modifications to common areas and 10 housing units to conform with Title II of the 2010 ADA.  
 All modifications will be completed on a 90-unit senior living facility.

**Financing**

	Fund Type	Grant Year	Grant	Funded Amount	Drawn In Program Year	Drawn Thru Program Year
CDBG	EN	Pre-2015		\$108,432.99	\$0.00	\$0.00
		2013	B13UC510001		\$0.00	\$62,567.80
		2014	B14UC510001		\$0.00	\$45,865.19
<b>Total</b>	<b>Total</b>			<b>\$108,432.99</b>	<b>\$0.00</b>	<b>\$108,432.99</b>

**Proposed Accomplishments**

Housing Units : 90

**Actual Accomplishments**

Number assisted:

	Owner		Renter		Total		Person	
	Total	Hispanic	Total	Hispanic	Total	Hispanic	Total	Hispanic
White:	0	0	49	6	49	6	0	0
Black/African American:	0	0	15	0	15	0	0	0
Asian:	0	0	22	0	22	0	0	0
American Indian/Alaskan Native:	0	0	0	0	0	0	0	0
Native Hawaiian/Other Pacific Islander:	0	0	0	0	0	0	0	0
American Indian/Alaskan Native & White:	0	0	0	0	0	0	0	0
Asian White:	0	0	0	0	0	0	0	0
Black/African American & White:	0	0	0	0	0	0	0	0
American Indian/Alaskan Native & Black/African American:	0	0	0	0	0	0	0	0
Other multi-racial:	0	0	4	0	4	0	0	0
Asian/Pacific Islander:	0	0	0	0	0	0	0	0
Hispanic:	0	0	0	0	0	0	0	0
<b>Total:</b>	<b>0</b>	<b>0</b>	<b>90</b>	<b>6</b>	<b>90</b>	<b>6</b>	<b>0</b>	<b>0</b>





U.S. Department of Housing and Urban Development  
 Office of Community Planning and Development  
 Integrated Disbursement and Information System  
 CDBG Activity Summary Report (GPR) for Program Year 2017  
 FAIRFAX COUNTY

Date: 13-Sep-2018  
 Time: 10:56  
 Page: 9

**PGM Year:** 2015  
**Project:** 0002 - Fair Housing  
**IDIS Activity:** 1171 - Fair Housing

**Status:** Completed 1/19/2018 2:22:05 PM  
**Location:** ,

**Objective:**  
**Outcome:**  
**Matrix Code:** Fair Housing Activities (subject to 20% Admin Cap) (21D)      **National Objective:**

**Initial Funding Date:** 10/26/2015

**Description:**

Funding to support the county's Human Rights Commission to contract for fair housing testing, to conduct fair housing outreach and education activities in the housing market and to investigate fair housing complaints. In addition funds will be used for activities that affirmatively further fair housing for FCRHA clients and at FCRHA properties and the preparation of an Analysis of Impediments.

**Financing**

	Fund Type	Grant Year	Grant	Funded Amount	Drawn In Program Year	Drawn Thru Program Year
CDBG	EN	2015	B15UC510001	\$75,000.00	\$0.00	\$75,000.00
	PI			\$30,000.00	\$0.00	\$30,000.00
<b>Total</b>	<b>Total</b>			<b>\$105,000.00</b>	<b>\$0.00</b>	<b>\$105,000.00</b>

**Proposed Accomplishments**

**Actual Accomplishments**

*Number assisted:*

	Owner		Renter		Total		Person	
	Total	Hispanic	Total	Hispanic	Total	Hispanic	Total	Hispanic
White:					0	0		
Black/African American:					0	0		
Asian:					0	0		
American Indian/Alaskan Native:					0	0		
Native Hawaiian/Other Pacific Islander:					0	0		
American Indian/Alaskan Native & White:					0	0		
Asian White:					0	0		
Black/African American & White:					0	0		
American Indian/Alaskan Native & Black/African American:					0	0		
Other multi-racial:					0	0		
Asian/Pacific Islander:					0	0		
Hispanic:					0	0		
<b>Total:</b>	<b>0</b>	<b>0</b>	<b>0</b>	<b>0</b>	<b>0</b>	<b>0</b>	<b>0</b>	<b>0</b>



U.S. Department of Housing and Urban Development  
Office of Community Planning and Development  
Integrated Disbursement and Information System  
CDBG Activity Summary Report (GPR) for Program Year 2017  
FAIRFAX COUNTY

Date: 13-Sep-2018

Time: 10:56

Page: 10

Female-headed Households:

0

*Income Category:*

	<b>Owner</b>	<b>Renter</b>	<b>Total</b>	<b>Person</b>
Extremely Low			0	
Low Mod			0	
Moderate			0	
Non Low Moderate			0	
Total	0	0	0	0
Percent Low/Mod				

**Annual Accomplishments**

No data returned for this view. This might be because the applied filter excludes all data.





U.S. Department of Housing and Urban Development  
 Office of Community Planning and Development  
 Integrated Disbursement and Information System  
 CDBG Activity Summary Report (GPR) for Program Year 2017  
 FAIRFAX COUNTY

Date: 13-Sep-2018  
 Time: 10:56  
 Page: 11

**PGM Year:** 2015  
**Project:** 0003 - Planning  
**IDIS Activity:** 1172 - Planning

**Status:** Completed 3/27/2018 11:55:29 AM  
**Location:** ,

**Objective:**  
**Outcome:**  
**Matrix Code:** Planning (20) **National Objective:**

**Initial Funding Date:** 10/26/2015

**Description:**

Continued funding to provide for planning and implementation of the county's housing and community development programs. Funding is required to meet CDBG and HOME regulations, local procedures, to prepare and process the county's Consolidated Plan and related citizen participation and public input processes, prepare community plans and implement housing and community development projects, as well as identifying and pursuing other non-entitlement funding to implement projects. Planning will include FCRHA activities that will affirmatively further fair housing.

**Financing**

	Fund Type	Grant Year	Grant	Funded Amount	Drawn In Program Year	Drawn Thru Program Year
CDBG	EN	2015	B15UC510001	\$71,990.99	\$46,974.85	\$71,990.99
	PI			\$53,009.01	\$0.00	\$53,009.01
<b>Total</b>	<b>Total</b>			<b>\$125,000.00</b>	<b>\$46,974.85</b>	<b>\$125,000.00</b>

**Proposed Accomplishments**

**Actual Accomplishments**

*Number assisted:*

	<b>Owner</b>		<b>Renter</b>		<b>Total</b>		<b>Person</b>	
	Total	Hispanic	Total	Hispanic	Total	Hispanic	Total	Hispanic
White:					0	0		
Black/African American:					0	0		
Asian:					0	0		
American Indian/Alaskan Native:					0	0		
Native Hawaiian/Other Pacific Islander:					0	0		
American Indian/Alaskan Native & White:					0	0		
Asian White:					0	0		
Black/African American & White:					0	0		
American Indian/Alaskan Native & Black/African American:					0	0		
Other multi-racial:					0	0		
Asian/Pacific Islander:					0	0		
Hispanic:					0	0		



U.S. Department of Housing and Urban Development  
Office of Community Planning and Development  
Integrated Disbursement and Information System  
CDBG Activity Summary Report (GPR) for Program Year 2017  
FAIRFAX COUNTY

Date: 13-Sep-2018

Time: 10:56

Page: 12

**Total:** 0 0 0 0 0 0 0 0


Female-headed Households: 0

*Income Category:*

	<b>Owner</b>	<b>Renter</b>	<b>Total</b>	<b>Person</b>
Extremely Low			0	
Low Mod			0	
Moderate			0	
Non Low Moderate			0	
Total	0	0	0	0
Percent Low/Mod				

**Annual Accomplishments**

No data returned for this view. This might be because the applied filter excludes all data.



U.S. Department of Housing and Urban Development  
 Office of Community Planning and Development  
 Integrated Disbursement and Information System  
 CDBG Activity Summary Report (GPR) for Program Year 2017  
 FAIRFAX COUNTY

Date: 13-Sep-2018  
 Time: 10:56  
 Page: 13

**PGM Year:** 2016  
**Project:** 0010 - FCRHA Properties - Rehabilitation and/or Acquisition  
**IDIS Activity:** 1203 - The Park - RAD Rehabilitation

**Status:** Completed 3/27/2018 12:00:00 AM  
**Location:** Address Suppressed  
**Objective:** Provide decent affordable housing  
**Outcome:** Sustainability  
**Matrix Code:** Rehab; Other Publicly-Owned Residential Buildings (14D)      **National Objective:** LMH

**Initial Funding Date:** 07/15/2016

**Description:**

Rehabilitation to 24 apartment units associated with RAD conversion from public housing to long-term, project based vouchers. Work includes replacement of kitchens, baths, flooring, appliances, storm drainage, roofs, HVAC and other energy efficiency improvements.

**Financing**

	Fund Type	Grant Year	Grant	Funded Amount	Drawn In Program Year	Drawn Thru Program Year
CDBG	EN	Pre-2015		\$10,258.00	\$0.00	\$0.00
		2014	B14UC510001		\$10,258.00	\$10,258.00
		2015	B15UC510001	\$90,705.00	\$90,705.00	\$90,705.00
<b>Total</b>	<b>Total</b>			<b>\$100,963.00</b>	<b>\$100,963.00</b>	<b>\$100,963.00</b>

**Proposed Accomplishments**

Housing Units : 1

**Actual Accomplishments**

Number assisted:

	Owner		Renter		Total		Person	
	Total	Hispanic	Total	Hispanic	Total	Hispanic	Total	Hispanic
White:	0	0	8	0	8	0	0	0
Black/African American:	0	0	7	0	7	0	0	0
Asian:	0	0	9	0	9	0	0	0
American Indian/Alaskan Native:	0	0	0	0	0	0	0	0
Native Hawaiian/Other Pacific Islander:	0	0	0	0	0	0	0	0
American Indian/Alaskan Native & White:	0	0	0	0	0	0	0	0
Asian White:	0	0	0	0	0	0	0	0
Black/African American & White:	0	0	0	0	0	0	0	0
American Indian/Alaskan Native & Black/African American:	0	0	0	0	0	0	0	0
Other multi-racial:	0	0	0	0	0	0	0	0
Asian/Pacific Islander:	0	0	0	0	0	0	0	0
Hispanic:	0	0	0	0	0	0	0	0
<b>Total:</b>	<b>0</b>	<b>0</b>	<b>24</b>	<b>0</b>	<b>24</b>	<b>0</b>	<b>0</b>	<b>0</b>



U.S. Department of Housing and Urban Development  
Office of Community Planning and Development  
Integrated Disbursement and Information System  
CDBG Activity Summary Report (GPR) for Program Year 2017  
FAIRFAX COUNTY

Date: 13-Sep-2018  
Time: 10:56  
Page: 14

Female-headed Households:

0 0 0

*Income Category:*

	<b>Owner</b>	<b>Renter</b>	<b>Total</b>	<b>Person</b>
Extremely Low	0	1	1	0
Low Mod	0	23	23	0
Moderate	0	0	0	0
Non Low Moderate	0	0	0	0
Total	0	24	24	0
Percent Low/Mod		100.0%	100.0%	

**Annual Accomplishments**

<b>Years</b>	<b>Accomplishment Narrative</b>	<b># Benefitting</b>
2017	Rehabilitation to 24 units associated with RAD conversion from Public Housing to Project Based Section 8.	



U.S. Department of Housing and Urban Development  
 Office of Community Planning and Development  
 Integrated Disbursement and Information System  
 CDBG Activity Summary Report (GPR) for Program Year 2017  
 FAIRFAX COUNTY

Date: 13-Sep-2018  
 Time: 10:56  
 Page: 15

**PGM Year:** 2016  
**Project:** 0002 - Fair Housing  
**IDIS Activity:** 1206 - Fair Housing

**Status:** Completed 8/24/2018 1:39:40 PM  
**Location:** ,

**Objective:**  
**Outcome:**  
**Matrix Code:** Fair Housing Activities (subject to 20% Admin Cap) (21D)      **National Objective:**

**Initial Funding Date:** 11/30/2016

**Description:**  
 Funding to support the county's Human Rights Commission to contract for fair housing testing, to conduct fair housing outreach and education activities in the housing market and to investigate fair housing complaints.  
 In addition funds will be used for activities that affirmatively further fair housing for FCRHA clients and at FCRHA properties and the preparation of an Analysis of Impediments.

**Financing**

	Fund Type	Grant Year	Grant	Funded Amount	Drawn In Program Year	Drawn Thru Program Year
CDBG	EN	2016	B16UC510001	\$121,645.18	\$43,044.38	\$121,645.18
	PI			\$33,606.82	\$22,847.97	\$33,606.82
<b>Total</b>	<b>Total</b>			<b>\$155,252.00</b>	<b>\$65,892.35</b>	<b>\$155,252.00</b>

**Proposed Accomplishments**

**Actual Accomplishments**

*Number assisted:*

	Owner		Renter		Total		Person	
	Total	Hispanic	Total	Hispanic	Total	Hispanic	Total	Hispanic
White:					0	0		
Black/African American:					0	0		
Asian:					0	0		
American Indian/Alaskan Native:					0	0		
Native Hawaiian/Other Pacific Islander:					0	0		
American Indian/Alaskan Native & White:					0	0		
Asian White:					0	0		
Black/African American & White:					0	0		
American Indian/Alaskan Native & Black/African American:					0	0		
Other multi-racial:					0	0		
Asian/Pacific Islander:					0	0		
Hispanic:					0	0		
<b>Total:</b>	<b>0</b>	<b>0</b>	<b>0</b>	<b>0</b>	<b>0</b>	<b>0</b>	<b>0</b>	<b>0</b>



U.S. Department of Housing and Urban Development  
Office of Community Planning and Development  
Integrated Disbursement and Information System  
CDBG Activity Summary Report (GPR) for Program Year 2017  
FAIRFAX COUNTY

Date: 13-Sep-2018

Time: 10:56

Page: 16

Female-headed Households:

0

*Income Category:*

	<b>Owner</b>	<b>Renter</b>	<b>Total</b>	<b>Person</b>
Extremely Low			0	
Low Mod			0	
Moderate			0	
Non Low Moderate			0	
Total	0	0	0	0
Percent Low/Mod				

**Annual Accomplishments**

No data returned for this view. This might be because the applied filter excludes all data.



U.S. Department of Housing and Urban Development  
 Office of Community Planning and Development  
 Integrated Disbursement and Information System  
 CDBG Activity Summary Report (GPR) for Program Year 2017  
 FAIRFAX COUNTY

Date: 13-Sep-2018  
 Time: 10:56  
 Page: 17

**PGM Year:** 2016  
**Project:** 0003 - Planning  
**IDIS Activity:** 1207 - Planning

**Status:** Open  
**Location:** ,

**Objective:**  
**Outcome:**  
**Matrix Code:** Planning (20)

**National Objective:**

**Initial Funding Date:** 11/30/2016

**Description:**

Continued funding to provide for planning and implementation of the county's housing and community development programs. Funding is required to meet CDBG and HOME regulations, local procedures, to prepare and process the county's Consolidated Plan and related citizen participation and public input processes, prepare community plans and implement housing and community development projects, as well as identifying and pursuing other non-entitlement funding to implement projects. Planning will include FCRHA activities that will affirmatively further fair housing.

**Financing**

	Fund Type	Grant Year	Grant	Funded Amount	Drawn In Program Year	Drawn Thru Program Year
CDBG	EN	2016	B16UC510001	\$188,551.46	\$42,139.90	\$42,160.42
	PI			\$40,448.54	\$37,673.99	\$40,448.54
<b>Total</b>	<b>Total</b>			<b>\$229,000.00</b>	<b>\$79,813.89</b>	<b>\$82,608.96</b>

**Proposed Accomplishments**

**Actual Accomplishments**

*Number assisted:*

	<b>Owner</b>		<b>Renter</b>		<b>Total</b>		<b>Person</b>	
	Total	Hispanic	Total	Hispanic	Total	Hispanic	Total	Hispanic
White:					0	0		
Black/African American:					0	0		
Asian:					0	0		
American Indian/Alaskan Native:					0	0		
Native Hawaiian/Other Pacific Islander:					0	0		
American Indian/Alaskan Native & White:					0	0		
Asian White:					0	0		
Black/African American & White:					0	0		
American Indian/Alaskan Native & Black/African American:					0	0		
Other multi-racial:					0	0		
Asian/Pacific Islander:					0	0		
Hispanic:					0	0		



U.S. Department of Housing and Urban Development  
Office of Community Planning and Development  
Integrated Disbursement and Information System  
CDBG Activity Summary Report (GPR) for Program Year 2017  
FAIRFAX COUNTY

Date: 13-Sep-2018

Time: 10:56

Page: 18

**Total:** 0 0 0 0 0 0 0 0

Female-headed Households: 0

*Income Category:*

	<b>Owner</b>	<b>Renter</b>	<b>Total</b>	<b>Person</b>
Extremely Low			0	
Low Mod			0	
Moderate			0	
Non Low Moderate			0	
Total	0	0	0	0
Percent Low/Mod				

**Annual Accomplishments**

No data returned for this view. This might be because the applied filter excludes all data.





U.S. Department of Housing and Urban Development  
 Office of Community Planning and Development  
 Integrated Disbursement and Information System  
 CDBG Activity Summary Report (GPR) for Program Year 2017  
 FAIRFAX COUNTY

Date: 13-Sep-2018  
 Time: 10:56  
 Page: 19

**PGM Year:** 2016  
**Project:** 0004 - General Administration  
**IDIS Activity:** 1208 - General Administration

**Status:** Completed 4/13/2018 12:00:00 AM  
**Location:** ,

**Objective:**  
**Outcome:**  
**Matrix Code:** General Program Administration (21A)      **National Objective:**

**Initial Funding Date:** 11/30/2016

**Description:**

Funding for the general administration of the County's CDBG and HOME-funded programs and projects, as well as projects funded under the Section 108 and Economic Development Initiative.

Funding provides for administration of housing and community development programs and projects, including contract management for projects and programs funded through the Consolidated Community Funding Pool, required local, state, and federal reports and preparation of documents, provision of technical assistance, financial management, and administrative and professional support to the CCFAC and various citizen participation processes.

General Administration will include FCRHA activities that will affirmatively further fair housing.

Funding provides for salaries and fringe benefits plus related operating costs.

**Financing**

	Fund Type	Grant Year	Grant	Funded Amount	Drawn In Program Year	Drawn Thru Program Year
CDBG	EN	2016	B16UC510001	\$253,349.17	\$159,819.56	\$253,349.17
	PI			\$51,650.83	\$15,374.35	\$51,650.83
<b>Total</b>	<b>Total</b>			<b>\$305,000.00</b>	<b>\$175,193.91</b>	<b>\$305,000.00</b>

**Proposed Accomplishments**

**Actual Accomplishments**

*Number assisted:*

	<b>Owner</b>		<b>Renter</b>		<b>Total</b>		<b>Person</b>	
	Total	Hispanic	Total	Hispanic	Total	Hispanic	Total	Hispanic
White:					0	0		
Black/African American:					0	0		
Asian:					0	0		
American Indian/Alaskan Native:					0	0		
Native Hawaiian/Other Pacific Islander:					0	0		
American Indian/Alaskan Native & White:					0	0		
Asian White:					0	0		
Black/African American & White:					0	0		
American Indian/Alaskan Native & Black/African American:					0	0		
Other multi-racial:					0	0		
Asian/Pacific Islander:					0	0		



U.S. Department of Housing and Urban Development  
 Office of Community Planning and Development  
 Integrated Disbursement and Information System  
 CDBG Activity Summary Report (GPR) for Program Year 2017  
 FAIRFAX COUNTY

Date: 13-Sep-2018

Time: 10:56

Page: 20

Hispanic:						0	0		
<b>Total:</b>						<b>0</b>	<b>0</b>	<b>0</b>	<b>0</b>

Female-headed Households: 0

*Income Category:*

	<b>Owner</b>	<b>Renter</b>	<b>Total</b>	<b>Person</b>
Extremely Low			0	
Low Mod			0	
Moderate			0	
Non Low Moderate			0	
Total	0	0	0	0
Percent Low/Mod				

**Annual Accomplishments**

No data returned for this view. This might be because the applied filter excludes all data.



U.S. Department of Housing and Urban Development  
 Office of Community Planning and Development  
 Integrated Disbursement and Information System  
 CDBG Activity Summary Report (GPR) for Program Year 2017  
 FAIRFAX COUNTY

Date: 13-Sep-2018  
 Time: 10:56  
 Page: 21

**PGM Year:** 2016  
**Project:** 0007 - Targeted Public Services (CCFP)  
**IDIS Activity:** 1210 - Wesley Housing - Building Communities of Promise

**Status:** Completed 4/13/2018 12:00:00 AM  
**Location:** 5515 Cherokee Ave Ste 200 Suite 200 Alexandria, VA 22312-2309  
**Objective:** Create suitable living environments  
**Outcome:** Availability/accessibility  
**Matrix Code:** Other Public Services Not Listed in 05A-05Y, 03T (05Z) **National Objective:** LMC

**Initial Funding Date:** 12/21/2016

**Description:**

Supportive services to seniors and persons with disabilities who reside in Herndon and McLean, including case monitoring, crisis intervention, health and wellness programs and screenings, as well as lifelong learning, social, and recreational activities.

**Financing**

	Fund Type	Grant Year	Grant	Funded Amount	Drawn In Program Year	Drawn Thru Program Year
CDBG	EN	2016	B16UC510001	\$121,595.46	\$17,285.46	\$121,595.46
	PI			\$5,840.54	\$5,840.54	\$5,840.54
<b>Total</b>	<b>Total</b>			<b>\$127,436.00</b>	<b>\$23,126.00</b>	<b>\$127,436.00</b>

**Proposed Accomplishments**

People (General) : 100

**Actual Accomplishments**

Number assisted:

	Owner		Renter		Total		Person	
	Total	Hispanic	Total	Hispanic	Total	Hispanic	Total	Hispanic
White:	0	0	0	0	0	0	77	6
Black/African American:	0	0	0	0	0	0	14	0
Asian:	0	0	0	0	0	0	9	0
American Indian/Alaskan Native:	0	0	0	0	0	0	0	0
Native Hawaiian/Other Pacific Islander:	0	0	0	0	0	0	0	0
American Indian/Alaskan Native & White:	0	0	0	0	0	0	0	0
Asian White:	0	0	0	0	0	0	0	0
Black/African American & White:	0	0	0	0	0	0	0	0
American Indian/Alaskan Native & Black/African American:	0	0	0	0	0	0	0	0
Other multi-racial:	0	0	0	0	0	0	0	0
Asian/Pacific Islander:	0	0	0	0	0	0	0	0
Hispanic:	0	0	0	0	0	0	0	0
<b>Total:</b>	<b>0</b>	<b>0</b>	<b>0</b>	<b>0</b>	<b>0</b>	<b>0</b>	<b>100</b>	<b>6</b>



U.S. Department of Housing and Urban Development  
Office of Community Planning and Development  
Integrated Disbursement and Information System  
CDBG Activity Summary Report (GPR) for Program Year 2017  
FAIRFAX COUNTY

Date: 13-Sep-2018  
Time: 10:56  
Page: 22

Female-headed Households: 0 0 0

*Income Category:*

	<b>Owner</b>	<b>Renter</b>	<b>Total</b>	<b>Person</b>
Extremely Low	0	0	0	38
Low Mod	0	0	0	62
Moderate	0	0	0	0
Non Low Moderate	0	0	0	0
Total	0	0	0	100
Percent Low/Mod				100.0%

**Annual Accomplishments**

<b>Years</b>	<b>Accomplishment Narrative</b>	<b># Benefiting</b>
2016	One hundred low income clients residents of a community designated for seniors and persons with disabilities received services to meet their physical, behavioral and/or cognitive needs, to assist their transition from dependence on public safety net programs, and to assist in the improvement and stabilization of stabilization of their health.	



U.S. Department of Housing and Urban Development  
 Office of Community Planning and Development  
 Integrated Disbursement and Information System  
 CDBG Activity Summary Report (GPR) for Program Year 2017  
 FAIRFAX COUNTY

Date: 13-Sep-2018  
 Time: 10:56  
 Page: 23

**PGM Year:** 2016  
**Project:** 0007 - Targeted Public Services (CCFP)  
**IDIS Activity:** 1211 - Wesley Housing - Promising Futures

**Status:** Completed 4/13/2018 12:00:00 AM  
**Location:** 5515 Cherokee Ave Ste 200 Suite 200 Alexandria, VA 22312-2309  
**Objective:** Create suitable living environments  
**Outcome:** Availability/accessibility  
**Matrix Code:** Other Public Services Not Listed in 05A-05Y, 03T (05Z) **National Objective:** LMC

**Initial Funding Date:** 12/21/2016

**Description:**  
 On-site services for adult residents of affordable housing communities in Lincolnia and Annandale providing eviction intervention, tax assistance, financial literacy and money management training, and health screenings.

**Financing**

	Fund Type	Grant Year	Grant	Funded Amount	Drawn In Program Year	Drawn Thru Program Year
CDBG	EN	2016	B16UC510001	\$121,312.00	\$30,328.00	\$121,312.00
<b>Total</b>	<b>Total</b>			<b>\$121,312.00</b>	<b>\$30,328.00</b>	<b>\$121,312.00</b>


**Proposed Accomplishments**

People (General) : 100

**Actual Accomplishments**

Number assisted:

	Owner		Renter		Total		Person	
	Total	Hispanic	Total	Hispanic	Total	Hispanic	Total	Hispanic
White:	0	0	0	0	0	0	5	0
Black/African American:	0	0	0	0	0	0	73	0
Asian:	0	0	0	0	0	0	2	0
American Indian/Alaskan Native:	0	0	0	0	0	0	0	0
Native Hawaiian/Other Pacific Islander:	0	0	0	0	0	0	0	0
American Indian/Alaskan Native & White:	0	0	0	0	0	0	0	0
Asian White:	0	0	0	0	0	0	0	0
Black/African American & White:	0	0	0	0	0	0	0	0
American Indian/Alaskan Native & Black/African American:	0	0	0	0	0	0	0	0
Other multi-racial:	0	0	0	0	0	0	62	12
Asian/Pacific Islander:	0	0	0	0	0	0	0	0
Hispanic:	0	0	0	0	0	0	0	0
<b>Total:</b>	<b>0</b>	<b>0</b>	<b>0</b>	<b>0</b>	<b>0</b>	<b>0</b>	<b>142</b>	<b>12</b>
Female-headed Households:	0		0		0			



U.S. Department of Housing and Urban Development  
Office of Community Planning and Development  
Integrated Disbursement and Information System  
CDBG Activity Summary Report (GPR) for Program Year 2017  
FAIRFAX COUNTY

Date: 13-Sep-2018

Time: 10:56

Page: 24

*Income Category:*

	<b>Owner</b>	<b>Renter</b>	<b>Total</b>	<b>Person</b>
Extremely Low	0	0	0	91
Low Mod	0	0	0	49
Moderate	0	0	0	2
Non Low Moderate	0	0	0	0
Total	0	0	0	142
Percent Low/Mod				100.0%

**Annual Accomplishments**

<b>Years</b>	<b>Accomplishment Narrative</b>	<b># Benefiting</b>
2016	Low-income residents of two subsidized communities received emergency services for food and other resources needed to stabilize their housing, ESOL instruction to improve English language skills, professional employment training to progress toward attaining vocational certifications, and professional employment services to assist with obtaining or retaining employment.	



U.S. Department of Housing and Urban Development  
 Office of Community Planning and Development  
 Integrated Disbursement and Information System  
 CDBG Activity Summary Report (GPR) for Program Year 2017  
 FAIRFAX COUNTY

Date: 13-Sep-2018  
 Time: 10:56  
 Page: 25

**PGM Year:** 2016  
**Project:** 0007 - Targeted Public Services (CCFP)  
**IDIS Activity:** 1212 - Wesley Housing - Building for the Future

**Status:** Completed 6/30/2017 12:00:00 AM      **Objective:** Create suitable living environments  
**Location:** 5515 Cherokee Ave Ste 200 Suite 200 Alexandria, VA 22312-2309      **Outcome:** Availability/accessibility  
**Matrix Code:** Youth Services (05D)      **National Objective:** LMC

**Initial Funding Date:** 12/22/2016

**Description:**  
 Social and academic programs and services to pre-kindergarten, after-school and teen youth at community centers in affordable housing communities in Lincolnia and Falls Church.

**Financing**

	Fund Type	Grant Year	Grant	Funded Amount	Drawn In Program Year	Drawn Thru Program Year
CDBG	EN	2016	B16UC510001	\$196,566.00	\$49,143.00	\$196,566.00
<b>Total</b>	<b>Total</b>			<b>\$196,566.00</b>	<b>\$49,143.00</b>	<b>\$196,566.00</b>

**Proposed Accomplishments**

People (General) : 50

**Actual Accomplishments**

*Number assisted:*

	<b>Owner</b>		<b>Renter</b>		<b>Total</b>		<b>Person</b>	
	Total	Hispanic	Total	Hispanic	Total	Hispanic	Total	Hispanic
White:	0	0	0	0	0	0		0
Black/African American:	0	0	0	0	0	0	16	0
Asian:	0	0	0	0	0	0	1	0
American Indian/Alaskan Native:	0	0	0	0	0	0	0	0
Native Hawaiian/Other Pacific Islander:	0	0	0	0	0	0	0	0
American Indian/Alaskan Native & White:	0	0	0	0	0	0	0	0
Asian White:	0	0	0	0	0	0	16	0
Black/African American & White:	0	0	0	0	0	0	0	0
American Indian/Alaskan Native & Black/African American:	0	0	0	0	0	0	0	0
Other multi-racial:	0	0	0	0	0	0	56	15
Asian/Pacific Islander:	0	0	0	0	0	0	0	0
Hispanic:	0	0	0	0	0	0	0	0
<b>Total:</b>	<b>0</b>	<b>0</b>	<b>0</b>	<b>0</b>	<b>0</b>	<b>0</b>	<b>89</b>	<b>15</b>
Female-headed Households:	0		0		0			



U.S. Department of Housing and Urban Development  
Office of Community Planning and Development  
Integrated Disbursement and Information System  
CDBG Activity Summary Report (GPR) for Program Year 2017  
FAIRFAX COUNTY

Date: 13-Sep-2018

Time: 10:56

Page: 26

*Income Category:*

	<b>Owner</b>	<b>Renter</b>	<b>Total</b>	<b>Person</b>
Extremely Low	0	0	0	66
Low Mod	0	0	0	16
Moderate	0	0	0	0
Non Low Moderate	0	0	0	7
Total	0	0	0	89
Percent Low/Mod				92.1%

**Annual Accomplishments**

<b>Years</b>	<b>Accomplishment Narrative</b>	<b># Benefitting</b>
2016	The Building for the Future program has leveraged \$98,282 in CDBG funding with \$38,322 in cash, \$31,565 in non-cash and 20 volunteer resources through the 2nd quarter to provide early education programming to 10 households and academic support services to school aged children in 40 households. All household beneficiaries are residents of low-income rental apartment communities.	





U.S. Department of Housing and Urban Development  
 Office of Community Planning and Development  
 Integrated Disbursement and Information System  
 CDBG Activity Summary Report (GPR) for Program Year 2017  
 FAIRFAX COUNTY

Date: 13-Sep-2018  
 Time: 10:56  
 Page: 27

**PGM Year:** 2016  
**Project:** 0008 - Home Repair for the Elderly  
**IDIS Activity:** 1214 - Home Repair for the Elderly

**Status:** Completed 4/16/2018 12:00:00 AM  
**Location:** Address Suppressed

**Objective:** Create suitable living environments  
**Outcome:** Sustainability  
**Matrix Code:** Rehab; Single-Unit Residential (14A)      **National Objective:** LMH

**Initial Funding Date:** 01/30/2017

**Description:**

Funding of the Home Repair for the Elderly Program (HREP) which provides minor repairs at no cost to the homeowner for an estimated 100 homes of eligible low-income elderly or disabled persons.

The HREP provides up to about one week of labor and \$500 in material expenses by the HREP crew.

Proposed funding provides for salaries and fringe benefits, plus related operating and equipment costs.

These funds are supplemented by county funds generated from payments on loans through the Home Improvement Loan Program for the costs of outside contracting and materials.

**Financing**

	Fund Type	Grant Year	Grant	Funded Amount	Drawn In Program Year	Drawn Thru Program Year
CDBG	EN	2016	B16UC510001	\$83,340.27	\$46,497.87	\$83,340.27
	PI			\$30,701.73	\$15,047.37	\$30,701.73
<b>Total</b>	<b>Total</b>			<b>\$114,042.00</b>	<b>\$61,545.24</b>	<b>\$114,042.00</b>


**Proposed Accomplishments**

Housing Units : 100

**Actual Accomplishments**

Number assisted:

	Owner		Renter		Total		Person	
	Total	Hispanic	Total	Hispanic	Total	Hispanic	Total	Hispanic
White:	89	9	0	0	89	9	0	0
Black/African American:	28	0	0	0	28	0	0	0
Asian:	22	0	0	0	22	0	0	0
American Indian/Alaskan Native:	1	0	0	0	1	0	0	0
Native Hawaiian/Other Pacific Islander:	0	0	0	0	0	0	0	0
American Indian/Alaskan Native & White:	0	0	0	0	0	0	0	0
Asian White:	0	0	0	0	0	0	0	0
Black/African American & White:	0	0	0	0	0	0	0	0
American Indian/Alaskan Native & Black/African American:	0	0	0	0	0	0	0	0
Other multi-racial:	3	0	0	0	3	0	0	0
Asian/Pacific Islander:	0	0	0	0	0	0	0	0



U.S. Department of Housing and Urban Development  
 Office of Community Planning and Development  
 Integrated Disbursement and Information System  
 CDBG Activity Summary Report (GPR) for Program Year 2017  
 FAIRFAX COUNTY

Date: 13-Sep-2018  
 Time: 10:56  
 Page: 28

Hispanic:	0	0	0	0	0	0	0	0
<b>Total:</b>	<b>143</b>	<b>9</b>	<b>0</b>	<b>0</b>	<b>143</b>	<b>9</b>	<b>0</b>	<b>0</b>
Female-headed Households:	92		0		92			

*Income Category:*

	Owner	Renter	Total	Person
Extremely Low	75	0	75	0
Low Mod	46	0	46	0
Moderate	22	0	22	0
Non Low Moderate	0	0	0	0
<b>Total</b>	<b>143</b>	<b>0</b>	<b>143</b>	<b>0</b>
Percent Low/Mod	100.0%		100.0%	

**Annual Accomplishments**

Years	Accomplishment Narrative	# Benefitting
2016	A total of 143 unduplicated households were served by the Home Repair for the Elderly Program in HUD FY 2016/County FY 2017. The average income served in FY 2017 was \$25,912.	



U.S. Department of Housing and Urban Development  
 Office of Community Planning and Development  
 Integrated Disbursement and Information System  
 CDBG Activity Summary Report (GPR) for Program Year 2017  
 FAIRFAX COUNTY

Date: 13-Sep-2018  
 Time: 10:56  
 Page: 29

**PGM Year:** 2016  
**Project:** 0011 - Homeownership Program  
**IDIS Activity:** 1216 - Homeownership Program

**Status:** Completed 4/13/2018 12:00:00 AM  
**Location:** 3700 Pender Dr Fairfax, VA 22030-6039

**Objective:** Provide decent affordable housing  
**Outcome:** Affordability  
**Matrix Code:** Direct Homeownership Assistance (13)      **National Objective:** LMH

**Initial Funding Date:** 01/30/2017

**Description:**

Proposed funding provides for salaries and fringe benefits to support full-time positions involved in homeownership activities. The positions provide support to the First-Time Homebuyer Program.

Duties include application intake data entry, waiting list maintenance, application processing, certifying applicant eligibility, marketing and conducting drawings for new and resale units, establishing resale prices, monitoring second trust loans, conducting required annual occupancy certifications, dissemination of program information, providing educational programs and/or counseling for applicants/homeowners and financial assistance (when available) to homebuyers.

**Financing**

	Fund Type	Grant Year	Grant	Funded Amount	Drawn In Program Year	Drawn Thru Program Year
CDBG	EN	2016	B16UC510001	\$395,660.93	\$123,912.57	\$395,660.93
	PI			\$59,339.07	\$0.00	\$59,339.07
<b>Total</b>	<b>Total</b>			<b>\$455,000.00</b>	<b>\$123,912.57</b>	<b>\$455,000.00</b>

**Proposed Accomplishments**

Households (General) : 50

**Actual Accomplishments**

Number assisted:

	Owner		Renter		Total		Person	
	Total	Hispanic	Total	Hispanic	Total	Hispanic	Total	Hispanic
White:	2	1	0	0	2	1	0	0
Black/African American:	1	0	0	0	1	0	0	0
Asian:	6	0	0	0	6	0	0	0
American Indian/Alaskan Native:	0	0	0	0	0	0	0	0
Native Hawaiian/Other Pacific Islander:	1	0	0	0	1	0	0	0
American Indian/Alaskan Native & White:	0	0	0	0	0	0	0	0
Asian White:	0	0	0	0	0	0	0	0
Black/African American & White:	0	0	0	0	0	0	0	0
American Indian/Alaskan Native & Black/African American:	0	0	0	0	0	0	0	0
Other multi-racial:	0	0	0	0	0	0	0	0
Asian/Pacific Islander:	0	0	0	0	0	0	0	0



U.S. Department of Housing and Urban Development  
 Office of Community Planning and Development  
 Integrated Disbursement and Information System  
 CDBG Activity Summary Report (GPR) for Program Year 2017  
 FAIRFAX COUNTY

Date: 13-Sep-2018  
 Time: 10:56  
 Page: 30

Hispanic:	0	0	0	0	0	0	0	0	0
<b>Total:</b>	<b>10</b>	<b>1</b>	<b>0</b>	<b>0</b>	<b>10</b>	<b>1</b>	<b>0</b>	<b>0</b>	<b>0</b>
Female-headed Households:	3		0		3				

*Income Category:*

	Owner	Renter	Total	Person
Extremely Low	0	0	0	0
Low Mod	6	0	6	0
Moderate	4	0	4	0
Non Low Moderate	0	0	0	0
<b>Total</b>	<b>10</b>	<b>0</b>	<b>10</b>	<b>0</b>
Percent Low/Mod	100.0%		100.0%	

**Annual Accomplishments**

Years	Accomplishment Narrative	# Benefitting
2016	First-Time Homebuyers (FTHB) Program: Provides homebuyer education on topics of budgeting, credit scores, financing, the realtor process, the lender's role, and homebuyer rights and responsibilities. During FY 2017, ten (10) low-moderate income families became homeowners through the FTHB Program.	



U.S. Department of Housing and Urban Development  
 Office of Community Planning and Development  
 Integrated Disbursement and Information System  
 CDBG Activity Summary Report (GPR) for Program Year 2017  
 FAIRFAX COUNTY

Date: 13-Sep-2018  
 Time: 10:56  
 Page: 31

**PGM Year:** 2016  
**Project:** 0014 - Special Needs Housing  
**IDIS Activity:** 1218 - Herndon Harbor Generator

**Status:** Open  
**Location:** Address Suppressed

**Objective:** Create suitable living environments  
**Outcome:** Availability/accessibility  
**Matrix Code:** Rehab; Other Publicly-Owned Residential Buildings (14D)

**National Objective:** LMH

**Initial Funding Date:** 08/18/2016

**Description:**

Installation of a backup power generator at an FCRHA-owned senior development.

**Financing**

	Fund Type	Grant Year	Grant	Funded Amount	Drawn In Program Year	Drawn Thru Program Year
CDBG	EN	Pre-2015		\$406,231.18	\$0.00	\$0.00
		2014	B14UC510001		\$383,782.67	\$406,231.18
		2015	B15UC510001	\$115,424.12	\$33,499.88	\$33,499.88
	PI			\$28,344.70	\$0.00	\$28,344.70
<b>Total</b>	<b>Total</b>			<b>\$550,000.00</b>	<b>\$417,282.55</b>	<b>\$468,075.76</b>


**Proposed Accomplishments**

Housing Units : 120

**Actual Accomplishments**

Number assisted:

	Owner		Renter		Total		Person	
	Total	Hispanic	Total	Hispanic	Total	Hispanic	Total	Hispanic
White:	0	0	0	0	0	0		0
Black/African American:	0	0	0	0	0	0	0	0
Asian:	0	0	0	0	0	0	0	0
American Indian/Alaskan Native:	0	0	0	0	0	0	0	0
Native Hawaiian/Other Pacific Islander:	0	0	0	0	0	0	0	0
American Indian/Alaskan Native & White:	0	0	0	0	0	0	0	0
Asian White:	0	0	0	0	0	0	0	0
Black/African American & White:	0	0	0	0	0	0	0	0
American Indian/Alaskan Native & Black/African American:	0	0	0	0	0	0	0	0
Other multi-racial:	0	0	0	0	0	0	0	0
Asian/Pacific Islander:	0	0	0	0	0	0	0	0
Hispanic:	0	0	0	0	0	0	0	0



U.S. Department of Housing and Urban Development  
 Office of Community Planning and Development  
 Integrated Disbursement and Information System  
 CDBG Activity Summary Report (GPR) for Program Year 2017  
 FAIRFAX COUNTY

<b>Total:</b>	<b>0</b>	<b>0</b>	<b>0</b>	<b>0</b>	<b>0</b>	<b>0</b>	<b>0</b>	<b>0</b>
Female-headed Households:	0		0		0			
<i>Income Category:</i>								
	<b>Owner</b>	<b>Renter</b>	<b>Total</b>		<b>Person</b>			
Extremely Low	0	0	0		0			
Low Mod	0	0	0		0			
Moderate	0	0	0		0			
Non Low Moderate	0	0	0		0			
Total	0	0	0		0			
Percent Low/Mod								

**Annual Accomplishments**

<b>Years</b>	<b>Accomplishment Narrative</b>	<b># Benefitting</b>
2016	Construction contract has been awarded and installation of the generator to be completed by year end.	
2017	A backup power generator located within a FCRHA-owned senior housing development has been installed and the activity is near completion. All project funding is expected to be drawn, as well as beneficiary information entered into IDIS, by the end of summer 2018.	



U.S. Department of Housing and Urban Development  
 Office of Community Planning and Development  
 Integrated Disbursement and Information System  
 CDBG Activity Summary Report (GPR) for Program Year 2017  
 FAIRFAX COUNTY

Date: 13-Sep-2018  
 Time: 10:56  
 Page: 33

**PGM Year:** 2016  
**Project:** 0016 - HOME/CDBG Affordable Housing Request For Proposals  
**IDIS Activity:** 1225 - Pathway Homes, Inc. - Hunters Run

**Status:** Completed 7/7/2017 12:00:00 AM      **Objective:** Provide decent affordable housing  
**Location:** Address Suppressed      **Outcome:** Affordability  
**Matrix Code:** Acquisition of Real Property (01)      **National Objective:** LMH

**Initial Funding Date:** 03/20/2017

**Description:**

**Financing**

	Fund Type	Grant Year	Grant	Funded Amount	Drawn In Program Year	Drawn Thru Program Year
CDBG	EN	2016	B16UC510001	\$54,098.96	\$0.00	\$54,098.96
	PI			\$159,784.04	\$0.00	\$159,784.04
<b>Total</b>	<b>Total</b>			<b>\$213,883.00</b>	<b>\$0.00</b>	<b>\$213,883.00</b>

**Proposed Accomplishments**

Housing Units : 1

**Actual Accomplishments**

*Number assisted:*

	<b>Owner</b>		<b>Renter</b>		<b>Total</b>		<b>Person</b>	
	Total	Hispanic	Total	Hispanic	Total	Hispanic	Total	Hispanic
White:	0	0	0	0	0	0		0
Black/African American:	0	0	0	0	0	0	0	0
Asian:	0	0	1	0	1	0	0	0
American Indian/Alaskan Native:	0	0	0	0	0	0	0	0
Native Hawaiian/Other Pacific Islander:	0	0	0	0	0	0	0	0
American Indian/Alaskan Native & White:	0	0	0	0	0	0	0	0
Asian White:	0	0	0	0	0	0	0	0
Black/African American & White:	0	0	0	0	0	0	0	0
American Indian/Alaskan Native & Black/African American:	0	0	0	0	0	0	0	0
Other multi-racial:	0	0	0	0	0	0	0	0
Asian/Pacific Islander:	0	0	0	0	0	0	0	0
Hispanic:	0	0	0	0	0	0	0	0
<b>Total:</b>	<b>0</b>	<b>0</b>	<b>1</b>	<b>0</b>	<b>1</b>	<b>0</b>	<b>0</b>	<b>0</b>
Female-headed Households:	0		0		0			



U.S. Department of Housing and Urban Development  
Office of Community Planning and Development  
Integrated Disbursement and Information System  
CDBG Activity Summary Report (GPR) for Program Year 2017  
FAIRFAX COUNTY

Date: 13-Sep-2018

Time: 10:56

Page: 34

*Income Category:*

	<b>Owner</b>	<b>Renter</b>	<b>Total</b>	<b>Person</b>
Extremely Low	0	1	1	0
Low Mod	0	0	0	0
Moderate	0	0	0	0
Non Low Moderate	0	0	0	0
Total	0	1	1	0
Percent Low/Mod		100.0%	100.0%	

**Annual Accomplishments**

<b>Years</b>	<b>Accomplishment Narrative</b>	<b># Benefitting</b>
2017	Acquisition of a 1 bedroom, 1 bathroom condominium to be used to serve an individual with special needs related to serious mental illness, co-occurring mental health and substance abuse disorders, or mild intellectual disorders with an income at or below 30% of area median income (AMI) who is currently homeless and/or previously homeless.	





U.S. Department of Housing and Urban Development  
 Office of Community Planning and Development  
 Integrated Disbursement and Information System  
 CDBG Activity Summary Report (GPR) for Program Year 2017  
 FAIRFAX COUNTY

Date: 13-Sep-2018  
 Time: 10:56  
 Page: 35

**PGM Year:** 2016  
**Project:** 0010 - FCRHA Properties - Rehabilitation and/or Acquisition  
**IDIS Activity:** 1226 - Belle View - RAD Rehabilitation

**Status:** Completed 1/19/2018 12:00:00 AM  
**Location:** 1404 Belle View Blvd Alexandria, VA 22307-6527  
**Objective:** Provide decent affordable housing  
**Outcome:** Sustainability  
**Matrix Code:** Rehab; Multi-Unit Residential (14B)      **National Objective:** LMH

**Initial Funding Date:** 03/28/2017

**Description:**  
 See IDIS Activity # 1201.

**Financing**

	Fund Type	Grant Year	Grant	Funded Amount	Drawn In Program Year	Drawn Thru Program Year
CDBG	EN	Pre-2015		\$102,902.39	\$0.00	\$0.00
		2014	B14UC510001		\$102,902.39	\$102,902.39
<b>Total</b>	<b>Total</b>			<b>\$102,902.39</b>	<b>\$102,902.39</b>	<b>\$102,902.39</b>

**Proposed Accomplishments**

**Actual Accomplishments**

*Number assisted:*

	<b>Owner</b>		<b>Renter</b>		<b>Total</b>		<b>Person</b>	
	Total	Hispanic	Total	Hispanic	Total	Hispanic	Total	Hispanic
White:	0	0	0	0	0	0	0	0
Black/African American:	0	0	0	0	0	0	0	0
Asian:	0	0	0	0	0	0	0	0
American Indian/Alaskan Native:	0	0	0	0	0	0	0	0
Native Hawaiian/Other Pacific Islander:	0	0	0	0	0	0	0	0
American Indian/Alaskan Native & White:	0	0	0	0	0	0	0	0
Asian White:	0	0	0	0	0	0	0	0
Black/African American & White:	0	0	0	0	0	0	0	0
American Indian/Alaskan Native & Black/African American:	0	0	0	0	0	0	0	0
Other multi-racial:	0	0	0	0	0	0	0	0
Asian/Pacific Islander:	0	0	0	0	0	0	0	0
Hispanic:	0	0	0	0	0	0	0	0
<b>Total:</b>	<b>0</b>	<b>0</b>	<b>0</b>	<b>0</b>	<b>0</b>	<b>0</b>	<b>0</b>	<b>0</b>
Female-headed Households:	0		0		0			



U.S. Department of Housing and Urban Development  
Office of Community Planning and Development  
Integrated Disbursement and Information System  
CDBG Activity Summary Report (GPR) for Program Year 2017  
FAIRFAX COUNTY

Date: 13-Sep-2018

Time: 10:56

Page: 36

*Income Category:*

	<b>Owner</b>	<b>Renter</b>	<b>Total</b>	<b>Person</b>
Extremely Low	0	0	0	0
Low Mod	0	0	0	0
Moderate	0	0	0	0
Non Low Moderate	0	0	0	0
Total	0	0	0	0
Percent Low/Mod				

**Annual Accomplishments**

<b>Years</b>	<b>Accomplishment Narrative</b>	<b># Benefiting</b>
2016	Work was completed by October 12, 2017.	



U.S. Department of Housing and Urban Development  
 Office of Community Planning and Development  
 Integrated Disbursement and Information System  
 CDBG Activity Summary Report (GPR) for Program Year 2017  
 FAIRFAX COUNTY

Date: 13-Sep-2018  
 Time: 10:56  
 Page: 37

**PGM Year:** 2016  
**Project:** 0016 - HOME/CDBG Affordable Housing Request For Proposals  
**IDIS Activity:** 1228 - Pathway Homes, Inc. - Rio Drive #413

**Status:** Completed 7/7/2017 12:00:00 AM      **Objective:** Provide decent affordable housing  
**Location:** Address Suppressed      **Outcome:** Affordability  
**Matrix Code:** Acquisition of Real Property (01)      **National Objective:** LMH

**Initial Funding Date:** 04/06/2017

**Description:**

Acquisition of a 1 bedroom, 1 bathroom condominium to be used to serve an individual with special needs related to serious mental illness, co-occurring mental health and substance abuse disorders, or mild intellectual disorders with an income at or below 30% of area median income (AMI) who is currently homeless and/or previously homeless.

**Financing**

	Fund Type	Grant Year	Grant	Funded Amount	Drawn In Program Year	Drawn Thru Program Year
CDBG	EN	2016	B16UC510001	\$149,900.00	\$0.00	\$149,900.00
<b>Total</b>	<b>Total</b>			<b>\$149,900.00</b>	<b>\$0.00</b>	<b>\$149,900.00</b>

**Proposed Accomplishments**

Housing Units : 1

**Actual Accomplishments**

Number assisted:

	Owner		Renter		Total		Person	
	Total	Hispanic	Total	Hispanic	Total	Hispanic	Total	Hispanic
White:	0	0	0	0	0	0	0	0
Black/African American:	0	0	1	0	1	0	0	0
Asian:	0	0	0	0	0	0	0	0
American Indian/Alaskan Native:	0	0	0	0	0	0	0	0
Native Hawaiian/Other Pacific Islander:	0	0	0	0	0	0	0	0
American Indian/Alaskan Native & White:	0	0	0	0	0	0	0	0
Asian White:	0	0	0	0	0	0	0	0
Black/African American & White:	0	0	0	0	0	0	0	0
American Indian/Alaskan Native & Black/African American:	0	0	0	0	0	0	0	0
Other multi-racial:	0	0	0	0	0	0	0	0
Asian/Pacific Islander:	0	0	0	0	0	0	0	0
Hispanic:	0	0	0	0	0	0	0	0
<b>Total:</b>	<b>0</b>	<b>0</b>	<b>1</b>	<b>0</b>	<b>1</b>	<b>0</b>	<b>0</b>	<b>0</b>
Female-headed Households:	0		0		0			



U.S. Department of Housing and Urban Development  
Office of Community Planning and Development  
Integrated Disbursement and Information System  
CDBG Activity Summary Report (GPR) for Program Year 2017  
FAIRFAX COUNTY

Date: 13-Sep-2018  
Time: 10:56  
Page: 38

*Income Category:*

	<b>Owner</b>	<b>Renter</b>	<b>Total</b>	<b>Person</b>
Extremely Low	0	1	1	0
Low Mod	0	0	0	0
Moderate	0	0	0	0
Non Low Moderate	0	0	0	0
Total	0	1	1	0
Percent Low/Mod		100.0%	100.0%	

**Annual Accomplishments**

<b>Years</b>	<b>Accomplishment Narrative</b>	<b># Benefiting</b>
2017	Acquisition of a 1 bedroom, 1 bathroom condominium to be used to serve an individual with special needs related to serious mental illness, co-occurring mental health and substance abuse disorders, or mild intellectual disorders with an income at or below 30% of area median income (AMI) who is currently homeless and/or previously homeless.	



U.S. Department of Housing and Urban Development  
 Office of Community Planning and Development  
 Integrated Disbursement and Information System  
 CDBG Activity Summary Report (GPR) for Program Year 2017  
 FAIRFAX COUNTY

Date: 13-Sep-2018  
 Time: 10:56  
 Page: 39

**PGM Year:** 2016  
**Project:** 0006 - Affordable Housing Fund (CCFP)  
**IDIS Activity:** 1230 - 7975 #103 (B3)

**Status:** Completed 7/1/2017 12:00:00 AM  
**Location:** Address Suppressed

**Objective:** Provide decent affordable housing  
**Outcome:** Affordability  
**Matrix Code:** Acquisition of Real Property (01)

**National Objective:** LMH

**Initial Funding Date:** 05/22/2017

**Description:**  
 acquisition of property to be used as affordable rental housing

**Financing**

	Fund Type	Grant Year	Grant	Funded Amount	Drawn In Program Year	Drawn Thru Program Year
CDBG	EN	2015	B15UC510001	\$46,824.38	\$0.00	\$46,824.38
	PI			\$76,960.62	\$0.00	\$76,960.62
<b>Total</b>	<b>Total</b>			<b>\$123,785.00</b>	<b>\$0.00</b>	<b>\$123,785.00</b>

**Proposed Accomplishments**


Housing Units : 1

**Actual Accomplishments**

Number assisted:

	Owner		Renter		Total		Person	
	Total	Hispanic	Total	Hispanic	Total	Hispanic	Total	Hispanic
White:	0	0	0	0	0	0		0
Black/African American:	0	0	1	0	1	0	0	0
Asian:	0	0	0	0	0	0	0	0
American Indian/Alaskan Native:	0	0	0	0	0	0	0	0
Native Hawaiian/Other Pacific Islander:	0	0	0	0	0	0	0	0
American Indian/Alaskan Native & White:	0	0	0	0	0	0	0	0
Asian White:	0	0	0	0	0	0	0	0
Black/African American & White:	0	0	0	0	0	0	0	0
American Indian/Alaskan Native & Black/African American:	0	0	0	0	0	0	0	0
Other multi-racial:	0	0	0	0	0	0	0	0
Asian/Pacific Islander:	0	0	0	0	0	0	0	0
Hispanic:	0	0	0	0	0	0	0	0
<b>Total:</b>	<b>0</b>	<b>0</b>	<b>1</b>	<b>0</b>	<b>1</b>	<b>0</b>	<b>0</b>	<b>0</b>

Female-headed Households: 0



U.S. Department of Housing and Urban Development  
Office of Community Planning and Development  
Integrated Disbursement and Information System  
CDBG Activity Summary Report (GPR) for Program Year 2017  
FAIRFAX COUNTY

Date: 13-Sep-2018

Time: 10:56

Page: 40

*Income Category:*

	<b>Owner</b>	<b>Renter</b>	<b>Total</b>	<b>Person</b>
Extremely Low	0	1	1	0
Low Mod	0	0	0	0
Moderate	0	0	0	0
Non Low Moderate	0	0	0	0
Total	0	1	1	0
Percent Low/Mod		100.0%	100.0%	

**Annual Accomplishments**

<b>Years</b>	<b>Accomplishment Narrative</b>	<b># Benefitting</b>
2016	Property was acquired and minor repairs made before rental to an extremely low-income female headed household at HUD published affordable rent.	



U.S. Department of Housing and Urban Development  
 Office of Community Planning and Development  
 Integrated Disbursement and Information System  
 CDBG Activity Summary Report (GPR) for Program Year 2017  
 FAIRFAX COUNTY

Date: 13-Sep-2018  
 Time: 10:56  
 Page: 41

**PGM Year:** 2016  
**Project:** 0016 - HOME/CDBG Affordable Housing Request For Proposals  
**IDIS Activity:** 1232 - CRSVA Acquisition 2017-Parkman

**Status:** Completed 11/8/2017 12:00:00 AM  
**Location:** Address Suppressed  
**Objective:** Provide decent affordable housing  
**Outcome:** Affordability  
**Matrix Code:** Acquisition of Real Property (01)      **National Objective:** LMH

**Initial Funding Date:** 06/14/2017

**Description:**

Acquisition of a 3 bedroom townhouse to be used as affordable housing for 3 adults with serious mental illness and co-occurring substance abuse disorders whose incomes are at or below 30% of the area median income.

**Financing**

	Fund Type	Grant Year	Grant	Funded Amount	Drawn In Program Year	Drawn Thru Program Year
CDBG	EN	2016	B16UC510001	\$244,000.00	\$0.00	\$244,000.00
<b>Total</b>	<b>Total</b>			<b>\$244,000.00</b>	<b>\$0.00</b>	<b>\$244,000.00</b>

**Proposed Accomplishments**

Housing Units : 1

**Actual Accomplishments**

Number assisted:

	Owner		Renter		Total		Person	
	Total	Hispanic	Total	Hispanic	Total	Hispanic	Total	Hispanic
White:	0	0	0	0	0	0		0
Black/African American:	0	0	3	0	3	0	0	0
Asian:	0	0	0	0	0	0	0	0
American Indian/Alaskan Native:	0	0	0	0	0	0	0	0
Native Hawaiian/Other Pacific Islander:	0	0	0	0	0	0	0	0
American Indian/Alaskan Native & White:	0	0	0	0	0	0	0	0
Asian White:	0	0	0	0	0	0	0	0
Black/African American & White:	0	0	0	0	0	0	0	0
American Indian/Alaskan Native & Black/African American:	0	0	0	0	0	0	0	0
Other multi-racial:	0	0	0	0	0	0	0	0
Asian/Pacific Islander:	0	0	0	0	0	0	0	0
Hispanic:	0	0	0	0	0	0	0	0
<b>Total:</b>	<b>0</b>	<b>0</b>	<b>3</b>	<b>0</b>	<b>3</b>	<b>0</b>	<b>0</b>	<b>0</b>
Female-headed Households:	0		0		0			



U.S. Department of Housing and Urban Development  
Office of Community Planning and Development  
Integrated Disbursement and Information System  
CDBG Activity Summary Report (GPR) for Program Year 2017  
FAIRFAX COUNTY

Date: 13-Sep-2018  
Time: 10:56  
Page: 42

*Income Category:*

	<b>Owner</b>	<b>Renter</b>	<b>Total</b>	<b>Person</b>
Extremely Low	0	3	3	0
Low Mod	0	0	0	0
Moderate	0	0	0	0
Non Low Moderate	0	0	0	0
Total	0	3	3	0
Percent Low/Mod		100.0%	100.0%	

**Annual Accomplishments**

<b>Years</b>	<b>Accomplishment Narrative</b>	<b># Benefiting</b>
2016	Acquisition of a 3 bedroom townhouse to be used as affordable housing for 3 adults with serious mental illness and co-occurring substance abuse disorders whose incomes are at or below 30% of the area median income. Project is currently in the tenant selection process being coordinated by the Fairfax-Falls Church Community Services Board.	
2017	Acquisition of a 3 bedroom townhouse to be used as affordable housing for 3 adults with serious mental illness and co-occurring substance abuse disorders whose incomes are at or below 30% of the area median income.	





U.S. Department of Housing and Urban Development  
 Office of Community Planning and Development  
 Integrated Disbursement and Information System  
 CDBG Activity Summary Report (GPR) for Program Year 2017  
 FAIRFAX COUNTY

Date: 13-Sep-2018  
 Time: 10:56  
 Page: 43

**PGM Year:** 2016  
**Project:** 0006 - Affordable Housing Fund (CCFP)  
**IDIS Activity:** 1233 - Cornerstones - Scattered Sites Acquisitions

**Status:** Completed 8/27/2018 12:00:00 AM      **Objective:** Provide decent affordable housing  
**Location:** Address Suppressed      **Outcome:** Affordability  
**Matrix Code:** Acquisition of Real Property (01)      **National Objective:** LMH

**Initial Funding Date:** 07/13/2017

**Description:**  
 Acquisition of real property to be used as affordable rental housing for tenants at or below 30% AMI.

**Financing**

	Fund Type	Grant Year	Grant	Funded Amount	Drawn In Program Year	Drawn Thru Program Year
CDBG	EN	2015	B15UC510001	\$40,763.69	\$40,763.69	\$40,763.69
		2016	B16UC510001	\$78,674.52	\$73,674.52	\$73,674.52
	PI			\$5,561.79	\$5,561.79	\$5,561.79
<b>Total</b>	<b>Total</b>			<b>\$125,000.00</b>	<b>\$120,000.00</b>	<b>\$120,000.00</b>

**Proposed Accomplishments**

Housing Units : 1

**Actual Accomplishments**

Number assisted:

	Owner		Renter		Total		Person	
	Total	Hispanic	Total	Hispanic	Total	Hispanic	Total	Hispanic
White:	0	0	0	0	0	0		0
Black/African American:	0	0	0	0	0	0	0	0
Asian:	0	0	0	0	0	0	0	0
American Indian/Alaskan Native:	0	0	0	0	0	0	0	0
Native Hawaiian/Other Pacific Islander:	0	0	0	0	0	0	0	0
American Indian/Alaskan Native & White:	0	0	0	0	0	0	0	0
Asian White:	0	0	0	0	0	0	0	0
Black/African American & White:	0	0	0	0	0	0	0	0
American Indian/Alaskan Native & Black/African American:	0	0	0	0	0	0	0	0
Other multi-racial:	0	0	1	0	1	0	0	0
Asian/Pacific Islander:	0	0	0	0	0	0	0	0
Hispanic:	0	0	0	0	0	0	0	0
<b>Total:</b>	<b>0</b>	<b>0</b>	<b>1</b>	<b>0</b>	<b>1</b>	<b>0</b>	<b>0</b>	<b>0</b>



U.S. Department of Housing and Urban Development  
Office of Community Planning and Development  
Integrated Disbursement and Information System  
CDBG Activity Summary Report (GPR) for Program Year 2017  
FAIRFAX COUNTY

Date: 13-Sep-2018  
Time: 10:56  
Page: 44

Female-headed Households: 0 1 1

*Income Category:*

	<b>Owner</b>	<b>Renter</b>	<b>Total</b>	<b>Person</b>
Extremely Low	0	1	1	0
Low Mod	0	0	0	0
Moderate	0	0	0	0
Non Low Moderate	0	0	0	0
Total	0	1	1	0
Percent Low/Mod		100.0%	100.0%	

**Annual Accomplishments**

<b>Years</b>	<b>Accomplishment Narrative</b>	<b># Benefiting</b>
2016	A one bedroom unit was acquired and rented to an elderly female tenant with extremely low income who was homeless.	



U.S. Department of Housing and Urban Development  
 Office of Community Planning and Development  
 Integrated Disbursement and Information System  
 CDBG Activity Summary Report (GPR) for Program Year 2017  
 FAIRFAX COUNTY

Date: 13-Sep-2018  
 Time: 10:56  
 Page: 45

**PGM Year:** 2016  
**Project:** 0006 - Affordable Housing Fund (CCFP)  
**IDIS Activity:** 1234 - Cornerstones - CCFP Scattered Site Acquisitions

**Status:** Completed 8/27/2018 12:00:00 AM      **Objective:** Provide decent affordable housing  
**Location:** Address Suppressed      **Outcome:** Affordability  
**Matrix Code:** Acquisition of Real Property (01)      **National Objective:** LMH

**Initial Funding Date:** 07/13/2017

**Description:**

Acquisition of real property to be used as affordable rental housing for tenants at or below 30% AMI

**Financing**

	Fund Type	Grant Year	Grant	Funded Amount	Drawn In Program Year	Drawn Thru Program Year
CDBG	EN	2016	B16UC510001	\$125,000.00	\$115,000.00	\$115,000.00
<b>Total</b>	<b>Total</b>			<b>\$125,000.00</b>	<b>\$115,000.00</b>	<b>\$115,000.00</b>

**Proposed Accomplishments**

Housing Units : 1

**Actual Accomplishments**

*Number assisted:*

	<b>Owner</b>		<b>Renter</b>		<b>Total</b>		<b>Person</b>	
	Total	Hispanic	Total	Hispanic	Total	Hispanic	Total	Hispanic
White:	0	0	0	0	0	0		0
Black/African American:	0	0	1	0	1	0	0	0
Asian:	0	0	0	0	0	0	0	0
American Indian/Alaskan Native:	0	0	0	0	0	0	0	0
Native Hawaiian/Other Pacific Islander:	0	0	0	0	0	0	0	0
American Indian/Alaskan Native & White:	0	0	0	0	0	0	0	0
Asian White:	0	0	0	0	0	0	0	0
Black/African American & White:	0	0	0	0	0	0	0	0
American Indian/Alaskan Native & Black/African American:	0	0	0	0	0	0	0	0
Other multi-racial:	0	0	0	0	0	0	0	0
Asian/Pacific Islander:	0	0	0	0	0	0	0	0
Hispanic:	0	0	0	0	0	0	0	0
<b>Total:</b>	<b>0</b>	<b>0</b>	<b>1</b>	<b>0</b>	<b>1</b>	<b>0</b>	<b>0</b>	<b>0</b>
Female-headed Households:	0		0		0			



U.S. Department of Housing and Urban Development  
Office of Community Planning and Development  
Integrated Disbursement and Information System  
CDBG Activity Summary Report (GPR) for Program Year 2017  
FAIRFAX COUNTY

Date: 13-Sep-2018

Time: 10:56

Page: 46

*Income Category:*

	<b>Owner</b>	<b>Renter</b>	<b>Total</b>	<b>Person</b>
Extremely Low	0	1	1	0
Low Mod	0	0	0	0
Moderate	0	0	0	0
Non Low Moderate	0	0	0	0
Total	0	1	1	0
Percent Low/Mod		100.0%	100.0%	

**Annual Accomplishments**

<b>Years</b>	<b>Accomplishment Narrative</b>	<b># Benefitting</b>
2016	A one bedroom condominium unit was acquired by a nonprofit and leased to a female elderly tenant who was homeless.	



U.S. Department of Housing and Urban Development  
 Office of Community Planning and Development  
 Integrated Disbursement and Information System  
 CDBG Activity Summary Report (GPR) for Program Year 2017  
 FAIRFAX COUNTY

Date: 13-Sep-2018  
 Time: 10:56  
 Page: 47

**PGM Year:** 2016  
**Project:** 0016 - HOME/CDBG Affordable Housing Request For Proposals  
**IDIS Activity:** 1236 - Pathway Homes, Inc. - Colts Neck #2A

**Status:** Completed 2/14/2018 4:38:22 PM      **Objective:** Provide decent affordable housing  
**Location:** Address Suppressed      **Outcome:** Affordability  
**Matrix Code:** Acquisition of Real Property (01)      **National Objective:** LMH

**Initial Funding Date:** 06/14/2017

**Description:**

Acquisition of a 1-bedroom condominium unit to be used as affordable housing for an individual with special needs related to serious mental illness, co-occurring mental health and substance abuse disorders, or mild intellectual disorders with an income at or below 30% of AMI who is currently homeless and/or previously homeless.

**Financing**

	Fund Type	Grant Year	Grant	Funded Amount	Drawn In Program Year	Drawn Thru Program Year
CDBG	EN	2016	B16UC510001	\$15,000.00	\$15,000.00	\$15,000.00
<b>Total</b>	<b>Total</b>			<b>\$15,000.00</b>	<b>\$15,000.00</b>	<b>\$15,000.00</b>

**Proposed Accomplishments**

Housing Units : 1

**Actual Accomplishments**

Number assisted:

	Owner		Renter		Total		Person	
	Total	Hispanic	Total	Hispanic	Total	Hispanic	Total	Hispanic
White:	0	0	1	0	1	0	0	0
Black/African American:	0	0	0	0	0	0	0	0
Asian:	0	0	0	0	0	0	0	0
American Indian/Alaskan Native:	0	0	0	0	0	0	0	0
Native Hawaiian/Other Pacific Islander:	0	0	0	0	0	0	0	0
American Indian/Alaskan Native & White:	0	0	0	0	0	0	0	0
Asian White:	0	0	0	0	0	0	0	0
Black/African American & White:	0	0	0	0	0	0	0	0
American Indian/Alaskan Native & Black/African American:	0	0	0	0	0	0	0	0
Other multi-racial:	0	0	0	0	0	0	0	0
Asian/Pacific Islander:	0	0	0	0	0	0	0	0
Hispanic:	0	0	0	0	0	0	0	0
<b>Total:</b>	<b>0</b>	<b>0</b>	<b>1</b>	<b>0</b>	<b>1</b>	<b>0</b>	<b>0</b>	<b>0</b>
Female-headed Households:	0		0		0			



U.S. Department of Housing and Urban Development  
Office of Community Planning and Development  
Integrated Disbursement and Information System  
CDBG Activity Summary Report (GPR) for Program Year 2017  
FAIRFAX COUNTY

Date: 13-Sep-2018

Time: 10:56

Page: 48

*Income Category:*

	<b>Owner</b>	<b>Renter</b>	<b>Total</b>	<b>Person</b>
Extremely Low	0	1	1	0
Low Mod	0	0	0	0
Moderate	0	0	0	0
Non Low Moderate	0	0	0	0
Total	0	1	1	0
Percent Low/Mod		100.0%	100.0%	

**Annual Accomplishments**

<b>Years</b>	<b>Accomplishment Narrative</b>	<b># Benefiting</b>
2017	Acquisition of a 1-bedroom condominium unit to be used as affordable housing for an individual with special needs related to serious mental illness, co-occurring mental health and substance abuse disorders, or mild intellectual disorders with an income at or below 30% of AMI who is currently homeless and/or previously homeless.	



U.S. Department of Housing and Urban Development  
 Office of Community Planning and Development  
 Integrated Disbursement and Information System  
 CDBG Activity Summary Report (GPR) for Program Year 2017  
 FAIRFAX COUNTY

Date: 13-Sep-2018  
 Time: 10:56  
 Page: 49

**PGM Year:** 2016  
**Project:** 0006 - Affordable Housing Fund (CCFP)  
**IDIS Activity:** 1237 - Good Shepherd Acquisition of 7980-104

**Status:** Completed 8/22/2017 12:00:00 AM  
**Location:** Address Suppressed  
**Objective:** Provide decent affordable housing  
**Outcome:** Affordability  
**Matrix Code:** Acquisition of Real Property (01)      **National Objective:** LMH

**Initial Funding Date:** 05/22/2017

**Description:**  
 acquisition of property to be used as affordable rental housing for lowmod income tenant households.

**Financing**

	Fund Type	Grant Year	Grant	Funded Amount	Drawn In Program Year	Drawn Thru Program Year
CDBG	EN	2016	B16UC510001	\$37,919.00	\$0.00	\$37,919.00
<b>Total</b>	<b>Total</b>			<b>\$37,919.00</b>	<b>\$0.00</b>	<b>\$37,919.00</b>

**Proposed Accomplishments**

Housing Units : 1

**Actual Accomplishments**

*Number assisted:*

	<b>Owner</b>		<b>Renter</b>		<b>Total</b>		<b>Person</b>	
	Total	Hispanic	Total	Hispanic	Total	Hispanic	Total	Hispanic
White:	0	0	0	0	0	0		0
Black/African American:	0	0	1	0	1	0	0	0
Asian:	0	0	0	0	0	0	0	0
American Indian/Alaskan Native:	0	0	0	0	0	0	0	0
Native Hawaiian/Other Pacific Islander:	0	0	0	0	0	0	0	0
American Indian/Alaskan Native & White:	0	0	0	0	0	0	0	0
Asian White:	0	0	0	0	0	0	0	0
Black/African American & White:	0	0	0	0	0	0	0	0
American Indian/Alaskan Native & Black/African American:	0	0	0	0	0	0	0	0
Other multi-racial:	0	0	0	0	0	0	0	0
Asian/Pacific Islander:	0	0	0	0	0	0	0	0
Hispanic:	0	0	0	0	0	0	0	0
<b>Total:</b>	<b>0</b>	<b>0</b>	<b>1</b>	<b>0</b>	<b>1</b>	<b>0</b>	<b>0</b>	<b>0</b>
Female-headed Households:	0		0		0			



U.S. Department of Housing and Urban Development  
Office of Community Planning and Development  
Integrated Disbursement and Information System  
CDBG Activity Summary Report (GPR) for Program Year 2017  
FAIRFAX COUNTY

Date: 13-Sep-2018

Time: 10:56

Page: 50

*Income Category:*

	<b>Owner</b>	<b>Renter</b>	<b>Total</b>	<b>Person</b>
Extremely Low	0	0	0	0
Low Mod	0	1	1	0
Moderate	0	0	0	0
Non Low Moderate	0	0	0	0
Total	0	1	1	0
Percent Low/Mod		100.0%	100.0%	

**Annual Accomplishments**

<b>Years</b>	<b>Accomplishment Narrative</b>	<b># Benefitting</b>
2016	The nonprofit contractor acquired one condominium unit last the end of the fiscal year to be used as affordable rental housing for households with incomes at or below 50% of AMI. Minor repairs and replacements in the unit are being completed before rental to an eligible tenant.	





U.S. Department of Housing and Urban Development  
 Office of Community Planning and Development  
 Integrated Disbursement and Information System  
 CDBG Activity Summary Report (GPR) for Program Year 2017  
 FAIRFAX COUNTY

Date: 13-Sep-2018  
 Time: 10:56  
 Page: 51

**PGM Year:** 2016  
**Project:** 0016 - HOME/CDBG Affordable Housing Request For Proposals  
**IDIS Activity:** 1240 - Good Shepherd 7980 - A2

**Status:** Completed 10/6/2017 12:00:00 AM  
**Location:** Address Suppressed  
**Objective:** Provide decent affordable housing  
**Outcome:** Affordability  
**Matrix Code:** Acquisition of Real Property (01)      **National Objective:** LMH

**Initial Funding Date:** 08/02/2017

**Description:**  
 Acquisition of housing unit and lease to eligible low income tenant

**Financing**

	Fund Type	Grant Year	Grant	Funded Amount	Drawn In Program Year	Drawn Thru Program Year
CDBG	EN	2015	B15UC510001	\$7,153.00	\$7,153.00	\$7,153.00
		2016	B16UC510001	\$145,512.00	\$145,512.00	\$145,512.00
<b>Total</b>	<b>Total</b>			<b>\$152,665.00</b>	<b>\$152,665.00</b>	<b>\$152,665.00</b>

**Proposed Accomplishments**

Housing Units : 1

**Actual Accomplishments**

Number assisted:

	Owner		Renter		Total		Person	
	Total	Hispanic	Total	Hispanic	Total	Hispanic	Total	Hispanic
White:	0	0	0	0	0	0		0
Black/African American:	0	0	1	0	1	0	0	0
Asian:	0	0	0	0	0	0	0	0
American Indian/Alaskan Native:	0	0	0	0	0	0	0	0
Native Hawaiian/Other Pacific Islander:	0	0	0	0	0	0	0	0
American Indian/Alaskan Native & White:	0	0	0	0	0	0	0	0
Asian White:	0	0	0	0	0	0	0	0
Black/African American & White:	0	0	0	0	0	0	0	0
American Indian/Alaskan Native & Black/African American:	0	0	0	0	0	0	0	0
Other multi-racial:	0	0	0	0	0	0	0	0
Asian/Pacific Islander:	0	0	0	0	0	0	0	0
Hispanic:	0	0	0	0	0	0	0	0
<b>Total:</b>	<b>0</b>	<b>0</b>	<b>1</b>	<b>0</b>	<b>1</b>	<b>0</b>	<b>0</b>	<b>0</b>

Female-headed Households: 0



U.S. Department of Housing and Urban Development  
Office of Community Planning and Development  
Integrated Disbursement and Information System  
CDBG Activity Summary Report (GPR) for Program Year 2017  
FAIRFAX COUNTY

Date: 13-Sep-2018

Time: 10:56


Page: 52

*Income Category:*

	<b>Owner</b>	<b>Renter</b>	<b>Total</b>	<b>Person</b>
Extremely Low	0	0	0	0
Low Mod	0	1	1	0
Moderate	0	0	0	0
Non Low Moderate	0	0	0	0
Total	0	1	1	0
Percent Low/Mod		100.0%	100.0%	

**Annual Accomplishments**

<b>Years</b>	<b>Accomplishment Narrative</b>	<b># Benefitting</b>
2017	A 3 bedroom 2 bathroom apartment unit was acquired for use as affordable rental housing. In October 2017, after minor unit repairs/replacements, it was rented to a family of 4, with income below 50% of AMI.	



U.S. Department of Housing and Urban Development  
 Office of Community Planning and Development  
 Integrated Disbursement and Information System  
 CDBG Activity Summary Report (GPR) for Program Year 2017  
 FAIRFAX COUNTY

Date: 13-Sep-2018  
 Time: 10:56  
 Page: 53

**PGM Year:** 2016  
**Project:** 0016 - HOME/CDBG Affordable Housing Request For Proposals  
**IDIS Activity:** 1241 - Pathways - Ivymount 38

**Status:** Completed 1/3/2018 12:00:00 AM      **Objective:** Provide decent affordable housing  
**Location:** Address Suppressed      **Outcome:** Affordability  
**Matrix Code:** Acquisition of Real Property (01)      **National Objective:** LMH

**Initial Funding Date:** 09/21/2017

**Description:**  
 Acquisition of housing unit and rental to eligible low-income tenant.

**Financing**

	Fund Type	Grant Year	Grant	Funded Amount	Drawn In Program Year	Drawn Thru Program Year
CDBG	EN	Pre-2015		\$155,000.00	\$0.00	\$0.00
		2014	B14UC510001		\$155,000.00	\$155,000.00
<b>Total</b>	<b>Total</b>			<b>\$155,000.00</b>	<b>\$155,000.00</b>	<b>\$155,000.00</b>

**Proposed Accomplishments**

Housing Units : 1

**Actual Accomplishments**

Number assisted:

	Owner		Renter		Total		Person	
	Total	Hispanic	Total	Hispanic	Total	Hispanic	Total	Hispanic
White:	0	0	0	0	0	0		0
Black/African American:	0	0	1	0	1	0	0	0
Asian:	0	0	0	0	0	0	0	0
American Indian/Alaskan Native:	0	0	0	0	0	0	0	0
Native Hawaiian/Other Pacific Islander:	0	0	0	0	0	0	0	0
American Indian/Alaskan Native & White:	0	0	0	0	0	0	0	0
Asian White:	0	0	0	0	0	0	0	0
Black/African American & White:	0	0	0	0	0	0	0	0
American Indian/Alaskan Native & Black/African American:	0	0	0	0	0	0	0	0
Other multi-racial:	0	0	0	0	0	0	0	0
Asian/Pacific Islander:	0	0	0	0	0	0	0	0
Hispanic:	0	0	0	0	0	0	0	0
<b>Total:</b>	<b>0</b>	<b>0</b>	<b>1</b>	<b>0</b>	<b>1</b>	<b>0</b>	<b>0</b>	<b>0</b>

Female-headed Households: 0



U.S. Department of Housing and Urban Development  
Office of Community Planning and Development  
Integrated Disbursement and Information System  
CDBG Activity Summary Report (GPR) for Program Year 2017  
FAIRFAX COUNTY

Date: 13-Sep-2018

Time: 10:56

Page: 54

*Income Category:*

	<b>Owner</b>	<b>Renter</b>	<b>Total</b>	<b>Person</b>
Extremely Low	0	0	0	0
Low Mod	0	1	1	0
Moderate	0	0	0	0
Non Low Moderate	0	0	0	0
Total	0	1	1	0
Percent Low/Mod		100.0%	100.0%	

**Annual Accomplishments**

<b>Years</b>	<b>Accomplishment Narrative</b>	<b># Benefiting</b>
2017		



U.S. Department of Housing and Urban Development  
 Office of Community Planning and Development  
 Integrated Disbursement and Information System  
 CDBG Activity Summary Report (GPR) for Program Year 2017  
 FAIRFAX COUNTY

Date: 13-Sep-2018  
 Time: 10:56  
 Page: 55

**PGM Year:** 2016  
**Project:** 0016 - HOME/CDBG Affordable Housing Request For Proposals  
**IDIS Activity:** 1242 - Pathway Homes - Donnybrook 206

**Status:** Completed 4/2/2018 12:00:00 AM      **Objective:** Provide decent affordable housing  
**Location:** Address Suppressed      **Outcome:** Affordability  
**Matrix Code:** Acquisition of Real Property (01)      **National Objective:** LMH

**Initial Funding Date:** 02/07/2018

**Description:**

The acquisition and rehabilitation of a 1 bedroom1 bathroom condominium to be used as affordable housing with appropriate supportive services for an adult with an income at or below 30% AMI and has a serious mental illness and co-occurring disabilities and/or is at risk of homelessness.

**Financing**

	Fund Type	Grant Year	Grant	Funded Amount	Drawn In Program Year	Drawn Thru Program Year
CDBG	EN	2015	B15UC510001	\$96,560.00	\$96,560.00	\$96,560.00
		2016	B16UC510001	\$31,440.00	\$31,440.00	\$31,440.00
<b>Total</b>	<b>Total</b>			<b>\$128,000.00</b>	<b>\$128,000.00</b>	<b>\$128,000.00</b>

**Proposed Accomplishments**

Housing Units : 1

**Actual Accomplishments**

Number assisted:

	Owner		Renter		Total		Person	
	Total	Hispanic	Total	Hispanic	Total	Hispanic	Total	Hispanic
White:	0	0	0	0	0	0	0	0
Black/African American:	0	0	1	0	1	0	0	0
Asian:	0	0	0	0	0	0	0	0
American Indian/Alaskan Native:	0	0	0	0	0	0	0	0
Native Hawaiian/Other Pacific Islander:	0	0	0	0	0	0	0	0
American Indian/Alaskan Native & White:	0	0	0	0	0	0	0	0
Asian White:	0	0	0	0	0	0	0	0
Black/African American & White:	0	0	0	0	0	0	0	0
American Indian/Alaskan Native & Black/African American:	0	0	0	0	0	0	0	0
Other multi-racial:	0	0	0	0	0	0	0	0
Asian/Pacific Islander:	0	0	0	0	0	0	0	0
Hispanic:	0	0	0	0	0	0	0	0
<b>Total:</b>	<b>0</b>	<b>0</b>	<b>1</b>	<b>0</b>	<b>1</b>	<b>0</b>	<b>0</b>	<b>0</b>



U.S. Department of Housing and Urban Development  
Office of Community Planning and Development  
Integrated Disbursement and Information System  
CDBG Activity Summary Report (GPR) for Program Year 2017  
FAIRFAX COUNTY

Date: 13-Sep-2018  
Time: 10:56  
Page: 56

Female-headed Households: 0 0 0

*Income Category:*

	<b>Owner</b>	<b>Renter</b>	<b>Total</b>	<b>Person</b>
Extremely Low	0	1	1	0
Low Mod	0	0	0	0
Moderate	0	0	0	0
Non Low Moderate	0	0	0	0
Total	0	1	1	0
Percent Low/Mod		100.0%	100.0%	

**Annual Accomplishments**

<b>Years</b>	<b>Accomplishment Narrative</b>	<b># Benefiting</b>
2017	Acquisition of a 1 bedroom, 1 bathroom condominium to be used to serve an individual with special needs related to serious mental illness, co-occurring mental health and substance abuse disorders, or mild intellectual disorders with an income at or below 30% of area median income (AMI) who is currently homeless and/or previously homeless.	



U.S. Department of Housing and Urban Development  
 Office of Community Planning and Development  
 Integrated Disbursement and Information System  
 CDBG Activity Summary Report (GPR) for Program Year 2017  
 FAIRFAX COUNTY

Date: 13-Sep-2018  
 Time: 10:56  
 Page: 57

**PGM Year:** 2016  
**Project:** 0016 - HOME/CDBG Affordable Housing Request For Proposals  
**IDIS Activity:** 1243 - Pathway - Briarwood 28

**Status:** Completed 12/11/2017 12:00:00 AM      **Objective:** Provide decent affordable housing  
**Location:** Address Suppressed      **Outcome:** Affordability  
**Matrix Code:** Acquisition of Real Property (01)      **National Objective:** LMH

**Initial Funding Date:** 09/21/2017

**Description:**

**Financing**

	Fund Type	Grant Year	Grant	Funded Amount	Drawn In Program Year	Drawn Thru Program Year
CDBG	EN	Pre-2015		\$20,311.00	\$0.00	\$0.00
		2014	B14UC510001		\$20,311.00	\$20,311.00
<b>Total</b>	<b>Total</b>			<b>\$20,311.00</b>	<b>\$20,311.00</b>	<b>\$20,311.00</b>

**Proposed Accomplishments**

Housing Units : 1

**Actual Accomplishments**

Number assisted:

	Owner		Renter		Total		Person	
	Total	Hispanic	Total	Hispanic	Total	Hispanic	Total	Hispanic
White:	0	0	1	0	1	0	0	0
Black/African American:	0	0	0	0	0	0	0	0
Asian:	0	0	0	0	0	0	0	0
American Indian/Alaskan Native:	0	0	0	0	0	0	0	0
Native Hawaiian/Other Pacific Islander:	0	0	0	0	0	0	0	0
American Indian/Alaskan Native & White:	0	0	0	0	0	0	0	0
Asian White:	0	0	0	0	0	0	0	0
Black/African American & White:	0	0	0	0	0	0	0	0
American Indian/Alaskan Native & Black/African American:	0	0	0	0	0	0	0	0
Other multi-racial:	0	0	0	0	0	0	0	0
Asian/Pacific Islander:	0	0	0	0	0	0	0	0
Hispanic:	0	0	0	0	0	0	0	0
<b>Total:</b>	<b>0</b>	<b>0</b>	<b>1</b>	<b>0</b>	<b>1</b>	<b>0</b>	<b>0</b>	<b>0</b>
Female-headed Households:	0		1		1			



U.S. Department of Housing and Urban Development  
Office of Community Planning and Development  
Integrated Disbursement and Information System  
CDBG Activity Summary Report (GPR) for Program Year 2017  
FAIRFAX COUNTY

Date: 13-Sep-2018

Time: 10:56

Page: 58

*Income Category:*

	<b>Owner</b>	<b>Renter</b>	<b>Total</b>	<b>Person</b>
Extremely Low	0	1	1	0
Low Mod	0	0	0	0
Moderate	0	0	0	0
Non Low Moderate	0	0	0	0
Total	0	1	1	0
Percent Low/Mod		100.0%	100.0%	

**Annual Accomplishments**

<b>Years</b>	<b>Accomplishment Narrative</b>	<b># Benefitting</b>
2017	Acquisition of a 1 bedroom, 1 bathroom condominium to be used to serve an individual with special needs related to serious mental illness, co-occurring mental health and substance abuse disorders, or mild intellectual disorders with an income at or below 30% of area median income (AMI) who is currently homeless and/or previously homeless.	





U.S. Department of Housing and Urban Development  
 Office of Community Planning and Development  
 Integrated Disbursement and Information System  
 CDBG Activity Summary Report (GPR) for Program Year 2017  
 FAIRFAX COUNTY

Date: 13-Sep-2018  
 Time: 10:56  
 Page: 59

**PGM Year:** 2017  
**Project:** 0001 - Section 108 Loan Payments  
**IDIS Activity:** 1244 - Section 108 Loan Payments

**Status:** Completed 4/20/2018 12:00:00 AM  
**Location:** ,

**Objective:**  
**Outcome:**  
**Matrix Code:** Planned Repayment of Section 108 Loan Principal (19F)      **National Objective:**

**Initial Funding Date:** 12/08/2017

**Description:**

Annual payments on six loans under Section 108 of the Housing and Community Development Act of 1974, as amended. The proceeds of five of the loans have been used by the FCRHA to finance affordable housing development and preservation, the reconstruction of Washington Plaza in Reston and preservation of Olley Glen. The proceeds of the sixth loan were used to finance road and storm drainage improvements in five Conservation Areas: Bailey's, Fairhaven, Gum Springs, James Lee, and Jefferson Manor. Loan applications were approved by the Board of Supervisors, who pledged future CDBG funds for the payment of annual interest and principal premiums due on the notes.

**Financing**

	Fund Type	Grant Year	Grant	Funded Amount	Drawn In Program Year	Drawn Thru Program Year
CDBG	EN	2017	B17UC510001	\$1,105,635.50	\$1,105,635.50	\$1,105,635.50
<b>Total</b>	<b>Total</b>			<b>\$1,105,635.50</b>	<b>\$1,105,635.50</b>	<b>\$1,105,635.50</b>

**Proposed Accomplishments**

**Actual Accomplishments**

*Number assisted:*

	<b>Owner</b>		<b>Renter</b>		<b>Total</b>		<b>Person</b>	
	Total	Hispanic	Total	Hispanic	Total	Hispanic	Total	Hispanic
White:					0	0		
Black/African American:					0	0		
Asian:					0	0		
American Indian/Alaskan Native:					0	0		
Native Hawaiian/Other Pacific Islander:					0	0		
American Indian/Alaskan Native & White:					0	0		
Asian White:					0	0		
Black/African American & White:					0	0		
American Indian/Alaskan Native & Black/African American:					0	0		
Other multi-racial:					0	0		
Asian/Pacific Islander:					0	0		
Hispanic:					0	0		
<b>Total:</b>	<b>0</b>	<b>0</b>	<b>0</b>	<b>0</b>	<b>0</b>	<b>0</b>	<b>0</b>	<b>0</b>



U.S. Department of Housing and Urban Development  
Office of Community Planning and Development  
Integrated Disbursement and Information System  
CDBG Activity Summary Report (GPR) for Program Year 2017  
FAIRFAX COUNTY

Date: 13-Sep-2018

Time: 10:56

Page: 60

Female-headed Households:

0

*Income Category:*

	<b>Owner</b>	<b>Renter</b>	<b>Total</b>	<b>Person</b>
Extremely Low			0	
Low Mod			0	
Moderate			0	
Non Low Moderate			0	
Total	0	0	0	0
Percent Low/Mod				

**Annual Accomplishments**

No data returned for this view. This might be because the applied filter excludes all data.



U.S. Department of Housing and Urban Development  
 Office of Community Planning and Development  
 Integrated Disbursement and Information System  
 CDBG Activity Summary Report (GPR) for Program Year 2017  
 FAIRFAX COUNTY

Date: 13-Sep-2018  
 Time: 10:56  
 Page: 61

**PGM Year:** 2017  
**Project:** 0002 - Fair Housing  
**IDIS Activity:** 1245 - Fair Housing

Status: Open  
 Location: ,

Objective:  
 Outcome:  
 Matrix Code: Fair Housing Activities (subject to 20% Admin Cap) (21D)      National Objective:

**Initial Funding Date:** 12/08/2017

**Description:**  
 Funding to support the County's Office of Human Rights and Equity Programs to contract for fair housing testing, to conduct fair housing outreach and education activities and to investigate fair housing complaints.  
 In addition, funds will be used in FY 2018 for activities that affirmatively further fair housing for FCRHA clients and tenants, as well as for the preparation of an Analysis of Impediments.

**Financing**

	Fund Type	Grant Year	Grant	Funded Amount	Drawn In Program Year	Drawn Thru Program Year
CDBG	EN	2017	B17UC510001	\$143,332.00	\$19,361.73	\$19,361.73
<b>Total</b>	<b>Total</b>			<b>\$143,332.00</b>	<b>\$19,361.73</b>	<b>\$19,361.73</b>

**Proposed Accomplishments**

**Actual Accomplishments**

Number assisted:

	Owner		Renter		Total		Person	
	Total	Hispanic	Total	Hispanic	Total	Hispanic	Total	Hispanic
White:					0	0		
Black/African American:					0	0		
Asian:					0	0		
American Indian/Alaskan Native:					0	0		
Native Hawaiian/Other Pacific Islander:					0	0		
American Indian/Alaskan Native & White:					0	0		
Asian White:					0	0		
Black/African American & White:					0	0		
American Indian/Alaskan Native & Black/African American:					0	0		
Other multi-racial:					0	0		
Asian/Pacific Islander:					0	0		
Hispanic:					0	0		
<b>Total:</b>	<b>0</b>	<b>0</b>	<b>0</b>	<b>0</b>	<b>0</b>	<b>0</b>	<b>0</b>	<b>0</b>

Female-headed Households: 0



U.S. Department of Housing and Urban Development  
Office of Community Planning and Development  
Integrated Disbursement and Information System  
CDBG Activity Summary Report (GPR) for Program Year 2017  
FAIRFAX COUNTY

Date: 13-Sep-2018

Time: 10:56

Page: 62

*Income Category:*

	<b>Owner</b>	<b>Renter</b>	<b>Total</b>	<b>Person</b>
Extremely Low			0	
Low Mod			0	
Moderate			0	
Non Low Moderate			0	
Total	0	0	0	0
Percent Low/Mod				

**Annual Accomplishments**

No data returned for this view. This might be because the applied filter excludes all data.



U.S. Department of Housing and Urban Development  
 Office of Community Planning and Development  
 Integrated Disbursement and Information System  
 CDBG Activity Summary Report (GPR) for Program Year 2017  
 FAIRFAX COUNTY

Date: 13-Sep-2018  
 Time: 10:56  
 Page: 63

**PGM Year:** 2017  
**Project:** 0003 - Planning  
**IDIS Activity:** 1246 - Planning

**Status:** Open  
**Location:** ,

**Objective:**  
**Outcome:**  
**Matrix Code:** Planning (20) **National Objective:**

**Initial Funding Date:** 12/08/2017

**Description:**

Continued funding to provide for planning and implementation of the County's housing and community development programs. Funding is required to meet CDBG and HOME regulations, local procedures, to prepare and process the County's Consolidated Plan and related citizen participation and public input processes, prepare community plans and implement housing and community development projects, as well as identify and pursue other non-entitlement funding to implement projects. Planning will include FCRHA activities that will affirmatively further fair housing.

**Financing**

	Fund Type	Grant Year	Grant	Funded Amount	Drawn In Program Year	Drawn Thru Program Year
CDBG	EN	2017	B17UC510001	\$277,875.00	\$0.00	\$0.00
<b>Total</b>	<b>Total</b>			<b>\$277,875.00</b>	<b>\$0.00</b>	<b>\$0.00</b>

**Proposed Accomplishments**

**Actual Accomplishments**

*Number assisted:*

	<b>Owner</b>		<b>Renter</b>		<b>Total</b>		<b>Person</b>	
	Total	Hispanic	Total	Hispanic	Total	Hispanic	Total	Hispanic
White:					0	0		
Black/African American:					0	0		
Asian:					0	0		
American Indian/Alaskan Native:					0	0		
Native Hawaiian/Other Pacific Islander:					0	0		
American Indian/Alaskan Native & White:					0	0		
Asian White:					0	0		
Black/African American & White:					0	0		
American Indian/Alaskan Native & Black/African American:					0	0		
Other multi-racial:					0	0		
Asian/Pacific Islander:					0	0		
Hispanic:					0	0		
<b>Total:</b>	<b>0</b>	<b>0</b>	<b>0</b>	<b>0</b>	<b>0</b>	<b>0</b>	<b>0</b>	<b>0</b>



U.S. Department of Housing and Urban Development  
Office of Community Planning and Development  
Integrated Disbursement and Information System  
CDBG Activity Summary Report (GPR) for Program Year 2017  
FAIRFAX COUNTY

Date: 13-Sep-2018

Time: 10:56

Page: 64

Female-headed Households:

0

*Income Category:*

	<b>Owner</b>	<b>Renter</b>	<b>Total</b>	<b>Person</b>
Extremely Low			0	
Low Mod			0	
Moderate			0	
Non Low Moderate			0	
Total	0	0	0	0
Percent Low/Mod				

**Annual Accomplishments**

No data returned for this view. This might be because the applied filter excludes all data.



U.S. Department of Housing and Urban Development  
 Office of Community Planning and Development  
 Integrated Disbursement and Information System  
 CDBG Activity Summary Report (GPR) for Program Year 2017  
 FAIRFAX COUNTY

Date: 13-Sep-2018  
 Time: 10:56  
 Page: 65

**PGM Year:** 2017  
**Project:** 0004 - General Administration  
**IDIS Activity:** 1247 - General Administration

**Status:** Open  
**Location:** ,

**Objective:**  
**Outcome:**  
**Matrix Code:** General Program Administration (21A)      **National Objective:**

**Initial Funding Date:** 12/08/2017

**Description:**

Funding for the general administration of the County's CDBG and HOME-funded programs and projects, as well as projects funded under the Section 108 and Economic Development Initiative.

Funding provides for administration of housing and community development programs and projects, including contract management for projects and programs funded through the Consolidated Community Funding Pool, required local, state, and federal reports and preparation of documents, provision of technical assistance, financial management, and administrative and professional support to the CCFAC and various citizen participation processes.

General Administration will include FCRHA activities that will affirmatively further fair housing.

Funding provides for salaries and fringe benefits plus related operating costs.

**Financing**

	Fund Type	Grant Year	Grant	Funded Amount	Drawn In Program Year	Drawn Thru Program Year
CDBG	EN	2017	B17UC510001	\$477,806.79	\$151,299.21	\$151,299.21
	PI			\$95,923.21	\$95,923.21	\$95,923.21
<b>Total</b>	<b>Total</b>			<b>\$573,730.00</b>	<b>\$247,222.42</b>	<b>\$247,222.42</b>

**Proposed Accomplishments**

**Actual Accomplishments**

*Number assisted:*

	<b>Owner</b>		<b>Renter</b>		<b>Total</b>		<b>Person</b>	
	Total	Hispanic	Total	Hispanic	Total	Hispanic	Total	Hispanic
White:					0	0		
Black/African American:					0	0		
Asian:					0	0		
American Indian/Alaskan Native:					0	0		
Native Hawaiian/Other Pacific Islander:					0	0		
American Indian/Alaskan Native & White:					0	0		
Asian White:					0	0		
Black/African American & White:					0	0		
American Indian/Alaskan Native & Black/African American:					0	0		
Other multi-racial:					0	0		
Asian/Pacific Islander:					0	0		



U.S. Department of Housing and Urban Development  
 Office of Community Planning and Development  
 Integrated Disbursement and Information System  
 CDBG Activity Summary Report (GPR) for Program Year 2017  
 FAIRFAX COUNTY

Date: 13-Sep-2018

Time: 10:56

Page: 66

Hispanic:						0	0		
<b>Total:</b>						<b>0</b>	<b>0</b>	<b>0</b>	<b>0</b>

Female-headed Households: 0

*Income Category:*

	<b>Owner</b>	<b>Renter</b>	<b>Total</b>	<b>Person</b>
Extremely Low			0	
Low Mod			0	
Moderate			0	
Non Low Moderate			0	
Total	0	0	0	0
Percent Low/Mod				

**Annual Accomplishments**

No data returned for this view. This might be because the applied filter excludes all data.





U.S. Department of Housing and Urban Development  
 Office of Community Planning and Development  
 Integrated Disbursement and Information System  
 CDBG Activity Summary Report (GPR) for Program Year 2017  
 FAIRFAX COUNTY

Date: 13-Sep-2018  
 Time: 10:56  
 Page: 67

**PGM Year:** 2017  
**Project:** 0011 - Homeownership Program  
**IDIS Activity:** 1249 - Homeownership Program

**Status:** Open  
**Location:** Address Suppressed

**Objective:** Provide decent affordable housing  
**Outcome:** Affordability  
**Matrix Code:** Homeownership Assistance-excluding  
 Housing Counseling under 24 CFR  
 5.100 (13B) **National Objective:** LMH

**Initial Funding Date:** 12/08/2017

**Description:**

Proposed funding provides for salaries and fringe benefits to support full-time positions involved in homeownership activities. The positions provide support to the First-Time Homebuyer Program.

Duties include application intake data entry, waiting list maintenance, application processing, certifying applicant eligibility, marketing and conducting drawings for new and resale units, establishing resale prices, monitoring second trust loans, conducting required annual occupancy certifications, dissemination of program information, providing educational programs and/or counseling for applicants/homeowners and financial assistance (when available) to homebuyers.

**Financing**

	Fund Type	Grant Year	Grant	Funded Amount	Drawn In Program Year	Drawn Thru Program Year
CDBG	EN	2017	B17UC510001	\$471,152.69	\$275,497.67	\$275,497.67
	PI			\$31,238.31	\$31,238.31	\$31,238.31
<b>Total</b>	<b>Total</b>			<b>\$502,391.00</b>	<b>\$306,735.98</b>	<b>\$306,735.98</b>

**Proposed Accomplishments**

Households (General) : 50

**Actual Accomplishments**

Number assisted:

	Owner		Renter		Total		Person	
	Total	Hispanic	Total	Hispanic	Total	Hispanic	Total	Hispanic
White:	8	4	0	0	8	4	0	0
Black/African American:	7	0	0	0	7	0	0	0
Asian:	10	0	0	0	10	0	0	0
American Indian/Alaskan Native:	0	0	0	0	0	0	0	0
Native Hawaiian/Other Pacific Islander:	0	0	0	0	0	0	0	0
American Indian/Alaskan Native & White:	0	0	0	0	0	0	0	0
Asian White:	2	0	0	0	2	0	0	0
Black/African American & White:	0	0	0	0	0	0	0	0
American Indian/Alaskan Native & Black/African American:	0	0	0	0	0	0	0	0
Other multi-racial:	0	0	0	0	0	0	0	0
Asian/Pacific Islander:	0	0	0	0	0	0	0	0



U.S. Department of Housing and Urban Development  
 Office of Community Planning and Development  
 Integrated Disbursement and Information System  
 CDBG Activity Summary Report (GPR) for Program Year 2017  
 FAIRFAX COUNTY

Date: 13-Sep-2018  
 Time: 10:56  
 Page: 68


Hispanic:	0	0	0	0	0	0	0	0	0
<b>Total:</b>	<b>27</b>	<b>4</b>	<b>0</b>	<b>0</b>	<b>27</b>	<b>4</b>	<b>0</b>	<b>0</b>	<b>0</b>
Female-headed Households:	0		0		0				

*Income Category:*

	Owner	Renter	Total	Person
Extremely Low	2	0	2	0
Low Mod	20	0	20	0
Moderate	5	0	5	0
Non Low Moderate	0	0	0	0
Total	27	0	27	0
Percent Low/Mod	100.0%		100.0%	

**Annual Accomplishments**

<b>Years</b>	<b>Accomplishment Narrative</b>	<b># Benefitting</b>
2017	First-Time Homebuyers (FTHB) Program: Provides homebuyer education on topics of budgeting, credit scores, financing, the realtor process, the lender's role, and homebuyer rights and responsibilities.	



U.S. Department of Housing and Urban Development  
 Office of Community Planning and Development  
 Integrated Disbursement and Information System  
 CDBG Activity Summary Report (GPR) for Program Year 2017  
 FAIRFAX COUNTY

Date: 13-Sep-2018  
 Time: 10:56  
 Page: 69

**PGM Year:** 2017

**Project:** 0008 - Home Repair for the Elderly & Community Rehabilitation Programs

**IDIS Activity:** 1251 - Home Repair for the Elderly & Community Rehabilitation Programs

**Status:** Open

**Objective:** Create suitable living environments

**Location:** Address Suppressed

**Outcome:** Sustainability

**Matrix Code:** Rehab; Single-Unit Residential (14A)      **National Objective:** LMH

**Initial Funding Date:** 12/08/2017

**Description:**

As in past fiscal years, funding of the Home Repair for the Elderly Program (HREP) provides minor repairs at no cost to the homeowner for an estimated 100 homes of eligible low-income elderly or disabled persons.

The HREP provides up to one week of labor and \$500 in material expenses by the HREP crew.

Proposed funding provides for salaries and fringe benefits, plus related operating and equipment costs.

These funds are supplemented by County funds generated from payments on loans through the Home Improvement Loan Program for the costs of outside contracting and materials. In FY 2018, this project will be expanded to include a Community Rehabilitation Program to provide technical assistance, training and referral services to preserve affordable single and multi-family housing units in need of renovation to comply with local codes, to install accessibility features and/or correct other deficiencies necessary to preserve the housing and/or to prevent the occupants from experiencing homelessness.

**Financing**

	Fund Type	Grant Year	Grant	Funded Amount	Drawn In Program Year	Drawn Thru Program Year
CDBG	EN	2017	B17UC510001	\$363,869.39	\$65,206.13	\$65,206.13
	PI			\$37,645.61	\$28,234.21	\$28,234.21
<b>Total</b>	<b>Total</b>			<b>\$401,515.00</b>	<b>\$93,440.34</b>	<b>\$93,440.34</b>

**Proposed Accomplishments**

Housing Units : 215

**Actual Accomplishments**

*Number assisted:*

	Owner		Renter		Total		Person	
	Total	Hispanic	Total	Hispanic	Total	Hispanic	Total	Hispanic
White:	83	13	0	0	83	13	0	0
Black/African American:	21	0	0	0	21	0	0	0
Asian:	23	0	0	0	23	0	0	0
American Indian/Alaskan Native:	0	0	0	0	0	0	0	0
Native Hawaiian/Other Pacific Islander:	0	0	0	0	0	0	0	0
American Indian/Alaskan Native & White:	0	0	0	0	0	0	0	0
Asian White:	0	0	0	0	0	0	0	0
Black/African American & White:	0	0	0	0	0	0	0	0
American Indian/Alaskan Native & Black/African American:	0	0	0	0	0	0	0	0



U.S. Department of Housing and Urban Development  
 Office of Community Planning and Development  
 Integrated Disbursement and Information System  
 CDBG Activity Summary Report (GPR) for Program Year 2017  
 FAIRFAX COUNTY

Date: 13-Sep-2018  
 Time: 10:56  
 Page: 70

Other multi-racial:	3	0	0	0	3	0	0	0
Asian/Pacific Islander:	0	0	0	0	0	0	0	0
Hispanic:	0	0	0	0	0	0	0	0
<b>Total:</b>	<b>130</b>	<b>13</b>	<b>0</b>	<b>0</b>	<b>130</b>	<b>13</b>	<b>0</b>	<b>0</b>
Female-headed Households:	91		0		91			

*Income Category:*

	<b>Owner</b>	<b>Renter</b>	<b>Total</b>	<b>Person</b>
Extremely Low	115	0	115	0
Low Mod	15	0	15	0
Moderate	0	0	0	0
Non Low Moderate	0	0	0	0
Total	130	0	130	0
Percent Low/Mod	100.0%		100.0%	

**Annual Accomplishments**

<b>Years</b>	<b>Accomplishment Narrative</b>	<b># Benefiting</b>
2017	A total of 130 unduplicated households were served by the Home Repair for the Elderly Program in HUD FY 2017/County FY 2018. The average income served in FY 2018 was \$25,747.	



U.S. Department of Housing and Urban Development  
 Office of Community Planning and Development  
 Integrated Disbursement and Information System  
 CDBG Activity Summary Report (GPR) for Program Year 2017  
 FAIRFAX COUNTY

Date: 13-Sep-2018  
 Time: 10:56  
 Page: 71

**PGM Year:** 2016  
**Project:** 0016 - HOME/CDBG Affordable Housing Request For Proposals  
**IDIS Activity:** 1253 - Pathway Homes, Inc. -Northgate #1A

**Status:** Completed 4/2/2018 12:00:00 AM  
**Location:** Objective: Provide decent affordable housing  
 Outcome: Affordability  
 Matrix Code: Acquisition of Real Property (01) National Objective: LMH

**Initial Funding Date:** 02/07/2018

**Description:**  
 Acquisition of a 1-bedroom condominium unit to be used as affordable housing for an individual who has special needs related to serious mental illness, co-occurring mental health and substance abuse disorders, or mild intellectual disorders, has household income at or below 30% of AMI and is currently or previously homeless.

**Financing**

	Fund Type	Grant Year	Grant	Funded Amount	Drawn In Program Year	Drawn Thru Program Year
CDBG	EN	Pre-2015		\$3,155.00	\$0.00	\$0.00
		2014	B14UC510001		\$3,155.00	\$3,155.00
		2016	B16UC510001	\$5,845.00	\$5,845.00	\$5,845.00
<b>Total</b>	<b>Total</b>			<b>\$9,000.00</b>	<b>\$9,000.00</b>	<b>\$9,000.00</b>


**Proposed Accomplishments**

Housing Units : 1

**Actual Accomplishments**

Number assisted:

	Owner		Renter		Total		Person	
	Total	Hispanic	Total	Hispanic	Total	Hispanic	Total	Hispanic
White:	0	0	1	1	1	1	0	0
Black/African American:	0	0	0	0	0	0	0	0
Asian:	0	0	0	0	0	0	0	0
American Indian/Alaskan Native:	0	0	0	0	0	0	0	0
Native Hawaiian/Other Pacific Islander:	0	0	0	0	0	0	0	0
American Indian/Alaskan Native & White:	0	0	0	0	0	0	0	0
Asian White:	0	0	0	0	0	0	0	0
Black/African American & White:	0	0	0	0	0	0	0	0
American Indian/Alaskan Native & Black/African American:	0	0	0	0	0	0	0	0
Other multi-racial:	0	0	0	0	0	0	0	0
Asian/Pacific Islander:	0	0	0	0	0	0	0	0
Hispanic:	0	0	0	0	0	0	0	0
<b>Total:</b>	<b>0</b>	<b>0</b>	<b>1</b>	<b>1</b>	<b>1</b>	<b>1</b>	<b>0</b>	<b>0</b>



U.S. Department of Housing and Urban Development  
Office of Community Planning and Development  
Integrated Disbursement and Information System  
CDBG Activity Summary Report (GPR) for Program Year 2017  
FAIRFAX COUNTY

Date: 13-Sep-2018  
Time: 10:56  
Page: 72

Female-headed Households:

0 0 0

*Income Category:*

	<b>Owner</b>	<b>Renter</b>	<b>Total</b>	<b>Person</b>
Extremely Low	0	1	1	0
Low Mod	0	0	0	0
Moderate	0	0	0	0
Non Low Moderate	0	0	0	0
Total	0	1	1	0
Percent Low/Mod		100.0%	100.0%	

**Annual Accomplishments**

<b>Years</b>	<b>Accomplishment Narrative</b>	<b># Benefitting</b>
2017	Acquisition of a 1-bedroom condominium unit to be used as affordable housing for an individual who has special needs related to serious mental illness, co-occurring mental health and substance abuse disorders, or mild intellectual disorders, has household income at or below 30% of AMI and is currently or previously homeless.	



U.S. Department of Housing and Urban Development  
 Office of Community Planning and Development  
 Integrated Disbursement and Information System  
 CDBG Activity Summary Report (GPR) for Program Year 2017  
 FAIRFAX COUNTY

Date: 13-Sep-2018  
 Time: 10:56  
 Page: 73

**PGM Year:** 2016  
**Project:** 0016 - HOME/CDBG Affordable Housing Request For Proposals  
**IDIS Activity:** 1254 - Pathway Homes, Inc.- Kingsbridge #3

**Status:** Completed 4/2/2018 12:00:00 AM      **Objective:** Provide decent affordable housing  
**Location:** Address Suppressed      **Outcome:** Affordability  
**Matrix Code:** Acquisition of Real Property (01)      **National Objective:** LMH

**Initial Funding Date:** 02/07/2018

**Description:**

Acquisition of a 1-bedroom condominium unit to be used as affordable housing for an individual who has special needs related to serious mental illness, co-occurring mental health and substance abuse disorders, or mild intellectual disorders, has household income at or below 30% of AMI and is currently or previously homeless.

**Financing**

	Fund Type	Grant Year	Grant	Funded Amount	Drawn In Program Year	Drawn Thru Program Year
CDBG	EN	Pre-2015		\$3,000.00	\$0.00	\$0.00
		2014	B14UC510001		\$3,000.00	\$3,000.00
<b>Total</b>	<b>Total</b>			<b>\$3,000.00</b>	<b>\$3,000.00</b>	<b>\$3,000.00</b>

**Proposed Accomplishments**

Housing Units : 1

**Actual Accomplishments**

Number assisted:

	Owner		Renter		Total		Person	
	Total	Hispanic	Total	Hispanic	Total	Hispanic	Total	Hispanic
White:	0	0	0	0	0	0		0
Black/African American:	0	0	1	0	1	0	0	0
Asian:	0	0	0	0	0	0	0	0
American Indian/Alaskan Native:	0	0	0	0	0	0	0	0
Native Hawaiian/Other Pacific Islander:	0	0	0	0	0	0	0	0
American Indian/Alaskan Native & White:	0	0	0	0	0	0	0	0
Asian White:	0	0	0	0	0	0	0	0
Black/African American & White:	0	0	0	0	0	0	0	0
American Indian/Alaskan Native & Black/African American:	0	0	0	0	0	0	0	0
Other multi-racial:	0	0	0	0	0	0	0	0
Asian/Pacific Islander:	0	0	0	0	0	0	0	0
Hispanic:	0	0	0	0	0	0	0	0
<b>Total:</b>	<b>0</b>	<b>0</b>	<b>1</b>	<b>0</b>	<b>1</b>	<b>0</b>	<b>0</b>	<b>0</b>



U.S. Department of Housing and Urban Development  
 Office of Community Planning and Development  
 Integrated Disbursement and Information System  
 CDBG Activity Summary Report (GPR) for Program Year 2017  
 FAIRFAX COUNTY

Date: 13-Sep-2018  
 Time: 10:56  
 Page: 74

Female-headed Households: 0 0 0

*Income Category:*

	<b>Owner</b>	<b>Renter</b>	<b>Total</b>	<b>Person</b>
Extremely Low	0	1	1	0
Low Mod	0	0	0	0
Moderate	0	0	0	0
Non Low Moderate	0	0	0	0
Total	0	1	1	0
Percent Low/Mod		100.0%	100.0%	

**Annual Accomplishments**

<b>Years</b>	<b>Accomplishment Narrative</b>	<b># Benefiting</b>
2017	Acquisition of a 1-bedroom condominium unit to be used as affordable housing for an individual who has special needs related to serious mental illness, co-occurring mental health and substance abuse disorders, or mild intellectual disorders, has household income at or below 30% of AMI and is currently or previously homeless.	





U.S. Department of Housing and Urban Development  
 Office of Community Planning and Development  
 Integrated Disbursement and Information System  
 CDBG Activity Summary Report (GPR) for Program Year 2017  
 FAIRFAX COUNTY

Date: 13-Sep-2018  
 Time: 10:56  
 Page: 75

**PGM Year:** 2017  
**Project:** 0007 - Targeted Public Services (CCFP)  
**IDIS Activity:** 1255 - WHDC Promising Futures

**Status:** Completed 7/26/2018 12:00:00 AM  
**Location:** Address Suppressed

**Objective:** Create economic opportunities  
**Outcome:** Sustainability  
**Matrix Code:** Employment Training (05H)

**National Objective:** LMC

**Initial Funding Date:** 08/17/2017

**Description:**

The program provides comprehensive for adults to help improve life skills and employment income.

**Financing**

	Fund Type	Grant Year	Grant	Funded Amount	Drawn In Program Year	Drawn Thru Program Year
CDBG	EN	2017	B17UC510001	\$120,155.00	\$120,155.00	\$120,155.00
<b>Total</b>	<b>Total</b>			<b>\$120,155.00</b>	<b>\$120,155.00</b>	<b>\$120,155.00</b>

**Proposed Accomplishments**

People (General) : 90

**Actual Accomplishments**

*Number assisted:*

	<b>Owner</b>		<b>Renter</b>		<b>Total</b>		<b>Person</b>	
	Total	Hispanic	Total	Hispanic	Total	Hispanic	Total	Hispanic
White:	0	0	0	0	0	0	4	4
Black/African American:	0	0	0	0	0	0	71	55
Asian:	0	0	0	0	0	0	1	1
American Indian/Alaskan Native:	0	0	0	0	0	0	0	0
Native Hawaiian/Other Pacific Islander:	0	0	0	0	0	0	0	0
American Indian/Alaskan Native & White:	0	0	0	0	0	0	0	0
Asian White:	0	0	0	0	0	0	0	0
Black/African American & White:	0	0	0	0	0	0	10	9
American Indian/Alaskan Native & Black/African American:	0	0	0	0	0	0	0	0
Other multi-racial:	0	0	0	0	0	0	19	15
Asian/Pacific Islander:	0	0	0	0	0	0	0	0
Hispanic:	0	0	0	0	0	0	0	0
<b>Total:</b>	<b>0</b>	<b>0</b>	<b>0</b>	<b>0</b>	<b>0</b>	<b>0</b>	<b>105</b>	<b>84</b>
Female-headed Households:	0		0		0			



U.S. Department of Housing and Urban Development  
Office of Community Planning and Development  
Integrated Disbursement and Information System  
CDBG Activity Summary Report (GPR) for Program Year 2017  
FAIRFAX COUNTY

Date: 13-Sep-2018

Time: 10:56

Page: 76

*Income Category:*

	<b>Owner</b>	<b>Renter</b>	<b>Total</b>	<b>Person</b>
Extremely Low	0	0	0	23
Low Mod	0	0	0	82
Moderate	0	0	0	0
Non Low Moderate	0	0	0	0
Total	0	0	0	105
Percent Low/Mod				100.0%

**Annual Accomplishments**

<b>Years</b>	<b>Accomplishment Narrative</b>	<b># Benefitting</b>
2017	Clients completed workforce development programs, 40% of whom gained or improved employment after working with an employment specialist and were able to maintain the new positions for over 90 days.	



U.S. Department of Housing and Urban Development  
 Office of Community Planning and Development  
 Integrated Disbursement and Information System  
 CDBG Activity Summary Report (GPR) for Program Year 2017  
 FAIRFAX COUNTY

Date: 13-Sep-2018  
 Time: 10:56  
 Page: 77

**PGM Year:** 2017  
**Project:** 0007 - Targeted Public Services (CCFP)  
**IDIS Activity:** 1256 - WHDC Building Communities of Promise

**Status:** Open  
**Location:** Address Suppressed  
**Objective:** Create suitable living environments  
**Outcome:** Sustainability  
**Matrix Code:** Senior Services (05A)      **National Objective:** LMC

**Initial Funding Date:** 08/17/2017

**Description:**

The program provides supportive services for seniors and persons living with disabilities to help them (1) stabilize or improve their physical and behavioral health, and (2) transition from government safety net services.

**Financing**

	Fund Type	Grant Year	Grant	Funded Amount	Drawn In Program Year	Drawn Thru Program Year
CDBG	EN	2017	B17UC510001	\$156,855.00	\$64,814.00	\$64,814.00
	PI			\$52,285.00	\$52,285.00	\$52,285.00
<b>Total</b>	<b>Total</b>			<b>\$209,140.00</b>	<b>\$117,099.00</b>	<b>\$117,099.00</b>

**Proposed Accomplishments**

People (General) : 133

**Actual Accomplishments**

Number assisted:

	Owner		Renter		Total		Person	
	Total	Hispanic	Total	Hispanic	Total	Hispanic	Total	Hispanic
White:	0	0	0	0	0	0	58	51
Black/African American:	0	0	0	0	0	0	13	12
Asian:	0	0	0	0	0	0	29	20
American Indian/Alaskan Native:	0	0	0	0	0	0	0	0
Native Hawaiian/Other Pacific Islander:	0	0	0	0	0	0	0	0
American Indian/Alaskan Native & White:	0	0	0	0	0	0	0	0
Asian White:	0	0	0	0	0	0	0	0
Black/African American & White:	0	0	0	0	0	0	0	0
American Indian/Alaskan Native & Black/African American:	0	0	0	0	0	0	0	0
Other multi-racial:	0	0	0	0	0	0	7	7
Asian/Pacific Islander:	0	0	0	0	0	0	0	0
Hispanic:	0	0	0	0	0	0	0	0
<b>Total:</b>	<b>0</b>	<b>0</b>	<b>0</b>	<b>0</b>	<b>0</b>	<b>0</b>	<b>107</b>	<b>90</b>



U.S. Department of Housing and Urban Development  
Office of Community Planning and Development  
Integrated Disbursement and Information System  
CDBG Activity Summary Report (GPR) for Program Year 2017  
FAIRFAX COUNTY

Date: 13-Sep-2018

Time: 10:56

Page: 78

Female-headed Households:

0 0 0

*Income Category:*

	<b>Owner</b>	<b>Renter</b>	<b>Total</b>	<b>Person</b>
Extremely Low	0	0	0	107
Low Mod	0	0	0	0
Moderate	0	0	0	0
Non Low Moderate	0	0	0	0
Total	0	0	0	107
Percent Low/Mod				100.0%

**Annual Accomplishments**

<b>Years</b>	<b>Accomplishment Narrative</b>	<b># Benefiting</b>
2017		



U.S. Department of Housing and Urban Development  
 Office of Community Planning and Development  
 Integrated Disbursement and Information System  
 CDBG Activity Summary Report (GPR) for Program Year 2017  
 FAIRFAX COUNTY

Date: 13-Sep-2018  
 Time: 10:56  
 Page: 79

**PGM Year:** 2017  
**Project:** 0007 - Targeted Public Services (CCFP)  
**IDIS Activity:** 1257 - WHDC Building for the Future

**Status:** Open  
**Location:** Address Suppressed

**Objective:** Create economic opportunities  
**Outcome:** Sustainability  
**Matrix Code:** Youth Services (05D)

**National Objective:** LMC

**Initial Funding Date:** 08/17/2017

**Description:**

The program provides comprehensive "Thresholds" services for children and youth residents of a low-income housing community, to (1) improve "Kindergarten Readiness" for at-risk pre-school aged children and(2)improve academic performance by school aged children and youth in core subject areas.

**Financing**

	Fund Type	Grant Year	Grant	Funded Amount	Drawn In Program Year	Drawn Thru Program Year
CDBG	EN	2017	B17UC510001	\$185,617.00	\$182,836.85	\$182,836.85
<b>Total</b>	<b>Total</b>			<b>\$185,617.00</b>	<b>\$182,836.85</b>	<b>\$182,836.85</b>

**Proposed Accomplishments**

People (General) : 45

**Actual Accomplishments**

Number assisted:

	Owner		Renter		Total		Person	
	Total	Hispanic	Total	Hispanic	Total	Hispanic	Total	Hispanic
White:	0	0	0	0	0	0		0
Black/African American:	0	0	0	0	0	0	61	0
Asian:	0	0	0	0	0	0	0	0
American Indian/Alaskan Native:	0	0	0	0	0	0	0	0
Native Hawaiian/Other Pacific Islander:	0	0	0	0	0	0	0	0
American Indian/Alaskan Native & White:	0	0	0	0	0	0	0	0
Asian White:	0	0	0	0	0	0	0	0
Black/African American & White:	0	0	0	0	0	0	0	0
American Indian/Alaskan Native & Black/African American:	0	0	0	0	0	0	0	0
Other multi-racial:	0	0	0	0	0	0	21	21
Asian/Pacific Islander:	0	0	0	0	0	0	0	0
Hispanic:	0	0	0	0	0	0	0	0
<b>Total:</b>	<b>0</b>	<b>0</b>	<b>0</b>	<b>0</b>	<b>0</b>	<b>0</b>	<b>82</b>	<b>21</b>
Female-headed Households:	0		0		0			



U.S. Department of Housing and Urban Development  
Office of Community Planning and Development  
Integrated Disbursement and Information System  
CDBG Activity Summary Report (GPR) for Program Year 2017  
FAIRFAX COUNTY

Date: 13-Sep-2018

Time: 10:56

Page: 80

*Income Category:*

	<b>Owner</b>	<b>Renter</b>	<b>Total</b>	<b>Person</b>
Extremely Low	0	0	0	19
Low Mod	0	0	0	62
Moderate	0	0	0	0
Non Low Moderate	0	0	0	1
Total	0	0	0	82
Percent Low/Mod				98.8%

**Annual Accomplishments**

<b>Years</b>	<b>Accomplishment Narrative</b>	<b># Benefiting</b>
2017		



U.S. Department of Housing and Urban Development  
 Office of Community Planning and Development  
 Integrated Disbursement and Information System  
 CDBG Activity Summary Report (GPR) for Program Year 2017  
 FAIRFAX COUNTY

Date: 13-Sep-2018  
 Time: 10:56  
 Page: 81

**PGM Year:** 2017  
**Project:** 0007 - Targeted Public Services (CCFP)  
**IDIS Activity:** 1258 - Good Shepherd - Homes for the Working Poor, Elderly & Disabled

**Status:** Completed 7/17/2018 12:00:00 AM  
**Location:** Address Suppressed  
**Objective:** Provide decent affordable housing  
**Outcome:** Sustainability  
**Matrix Code:** Other Public Services Not Listed in 05A-05Y, 03T (05Z)      **National Objective:** LMC

**Initial Funding Date:** 08/22/2017

**Description:**  
 Financial literacy and money management training, credit counseling and/or assistance with locating and acquiring affordable housing services are provided to low-income beneficiaries.

**Financing**

	Fund Type	Grant Year	Grant	Funded Amount	Drawn In Program Year	Drawn Thru Program Year
CDBG	PI			\$231,741.00	\$231,741.00	\$231,741.00
<b>Total</b>	<b>Total</b>			<b>\$231,741.00</b>	<b>\$231,741.00</b>	<b>\$231,741.00</b>

**Proposed Accomplishments**

People (General) : 328

**Actual Accomplishments**

Number assisted:

	Owner		Renter		Total		Person	
	Total	Hispanic	Total	Hispanic	Total	Hispanic	Total	Hispanic
White:	0	0	0	0	0	0	35	21
Black/African American:	0	0	0	0	0	0	395	0
Asian:	0	0	0	0	0	0	0	0
American Indian/Alaskan Native:	0	0	0	0	0	0	5	0
Native Hawaiian/Other Pacific Islander:	0	0	0	0	0	0	0	0
American Indian/Alaskan Native & White:	0	0	0	0	0	0	0	0
Asian White:	0	0	0	0	0	0	0	0
Black/African American & White:	0	0	0	0	0	0	0	0
American Indian/Alaskan Native & Black/African American:	0	0	0	0	0	0	0	0
Other multi-racial:	0	0	0	0	0	0	7	0
Asian/Pacific Islander:	0	0	0	0	0	0	0	0
Hispanic:	0	0	0	0	0	0	0	0
<b>Total:</b>	<b>0</b>	<b>0</b>	<b>0</b>	<b>0</b>	<b>0</b>	<b>0</b>	<b>442</b>	<b>21</b>
Female-headed Households:	0		0		0			



U.S. Department of Housing and Urban Development  
Office of Community Planning and Development  
Integrated Disbursement and Information System  
CDBG Activity Summary Report (GPR) for Program Year 2017  
FAIRFAX COUNTY

Date: 13-Sep-2018

Time: 10:56

Page: 82

*Income Category:*

	<b>Owner</b>	<b>Renter</b>	<b>Total</b>	<b>Person</b>
Extremely Low	0	0	0	187
Low Mod	0	0	0	216
Moderate	0	0	0	39
Non Low Moderate	0	0	0	0
Total	0	0	0	442
Percent Low/Mod				100.0%

**Annual Accomplishments**

<b>Years</b>	<b>Accomplishment Narrative</b>	<b># Benefitting</b>
2017	In FY 2018, GSH assisted 20% more clients than in FY2017. We did so by expanding our affordable housing portfolio by 9 units, a 16% increase in one year. Through our service-enhanced housing, we were able to move more struggling families and individuals to housing stability.	





U.S. Department of Housing and Urban Development  
 Office of Community Planning and Development  
 Integrated Disbursement and Information System  
 CDBG Activity Summary Report (GPR) for Program Year 2017  
 FAIRFAX COUNTY

Date: 13-Sep-2018  
 Time: 10:56  
 Page: 83

**PGM Year:** 2016  
**Project:** 0016 - HOME/CDBG Affordable Housing Request For Proposals  
**IDIS Activity:** 1259 - Good Shepherd Housing 7994 #204(C4)

**Status:** Completed 11/16/2017 12:00:00 AM  
**Location:** Address Suppressed  
**Objective:** Provide decent affordable housing  
**Outcome:** Affordability  
**Matrix Code:** Acquisition of Real Property (01)      **National Objective:** LMH

**Initial Funding Date:** 08/28/2017

**Description:**

Acquisition of a 2 bedroom condominium unit and leased to an elderly couple with household income at or below 50% of the area median income.

**Financing**

	Fund Type	Grant Year	Grant	Funded Amount	Drawn In Program Year	Drawn Thru Program Year
CDBG	EN	Pre-2015		\$125,000.00	\$0.00	\$0.00
		2014	B14UC510001		\$125,000.00	\$125,000.00
<b>Total</b>	<b>Total</b>			<b>\$125,000.00</b>	<b>\$125,000.00</b>	<b>\$125,000.00</b>

**Proposed Accomplishments**

Housing Units : 1

**Actual Accomplishments**

Number assisted:

	Owner		Renter		Total		Person	
	Total	Hispanic	Total	Hispanic	Total	Hispanic	Total	Hispanic
White:	0	0	0	0	0	0		0
Black/African American:	0	0	1	0	1	0	0	0
Asian:	0	0	0	0	0	0	0	0
American Indian/Alaskan Native:	0	0	0	0	0	0	0	0
Native Hawaiian/Other Pacific Islander:	0	0	0	0	0	0	0	0
American Indian/Alaskan Native & White:	0	0	0	0	0	0	0	0
Asian White:	0	0	0	0	0	0	0	0
Black/African American & White:	0	0	0	0	0	0	0	0
American Indian/Alaskan Native & Black/African American:	0	0	0	0	0	0	0	0
Other multi-racial:	0	0	0	0	0	0	0	0
Asian/Pacific Islander:	0	0	0	0	0	0	0	0
Hispanic:	0	0	0	0	0	0	0	0
<b>Total:</b>	<b>0</b>	<b>0</b>	<b>1</b>	<b>0</b>	<b>1</b>	<b>0</b>	<b>0</b>	<b>0</b>

Female-headed Households: 0



U.S. Department of Housing and Urban Development  
Office of Community Planning and Development  
Integrated Disbursement and Information System  
CDBG Activity Summary Report (GPR) for Program Year 2017  
FAIRFAX COUNTY

Date: 13-Sep-2018

Time: 10:56


Page: 84

*Income Category:*

	<b>Owner</b>	<b>Renter</b>	<b>Total</b>	<b>Person</b>
Extremely Low	0	0	0	0
Low Mod	0	1	1	0
Moderate	0	0	0	0
Non Low Moderate	0	0	0	0
Total	0	1	1	0
Percent Low/Mod		100.0%	100.0%	

**Annual Accomplishments**

<b>Years</b>	<b>Accomplishment Narrative</b>	<b># Benefitting</b>
2017	A 2 bedroom/1.5 bathroom apartment condominium was acquired and leased as affordable housing to tenants with household incomes at or below 50% of the area median income	



U.S. Department of Housing and Urban Development  
 Office of Community Planning and Development  
 Integrated Disbursement and Information System  
 CDBG Activity Summary Report (GPR) for Program Year 2017  
 FAIRFAX COUNTY

Date: 13-Sep-2018  
 Time: 10:56  
 Page: 85

**PGM Year:** 2016  
**Project:** 0016 - HOME/CDBG Affordable Housing Request For Proposals  
**IDIS Activity:** 1260 - Good Shepherd Housing 7961-A1

Status: Completed 11/30/2017 12:00:00 AM      Objective: Provide decent affordable housing  
 Location: Address Suppressed      Outcome: Affordability  
 Matrix Code: Acquisition of Real Property (01)      National Objective: LMH

**Initial Funding Date:** 09/21/2017

**Description:**  
 Acquisition of housing to be used as affordable rental housing for the benefit of low-income households

**Financing**

	Fund Type	Grant Year	Grant	Funded Amount	Drawn In Program Year	Drawn Thru Program Year
CDBG	EN	Pre-2015		\$85,000.00	\$0.00	\$0.00
		2014	B14UC510001		\$85,000.00	\$85,000.00
<b>Total</b>	<b>Total</b>			<b>\$85,000.00</b>	<b>\$85,000.00</b>	<b>\$85,000.00</b>


**Proposed Accomplishments**

Housing Units : 1

**Actual Accomplishments**

Number assisted:

	Owner		Renter		Total		Person	
	Total	Hispanic	Total	Hispanic	Total	Hispanic	Total	Hispanic
White:	0	0	0	0	0	0		0
Black/African American:	0	0	1	0	1	0	0	0
Asian:	0	0	0	0	0	0	0	0
American Indian/Alaskan Native:	0	0	0	0	0	0	0	0
Native Hawaiian/Other Pacific Islander:	0	0	0	0	0	0	0	0
American Indian/Alaskan Native & White:	0	0	0	0	0	0	0	0
Asian White:	0	0	0	0	0	0	0	0
Black/African American & White:	0	0	0	0	0	0	0	0
American Indian/Alaskan Native & Black/African American:	0	0	0	0	0	0	0	0
Other multi-racial:	0	0	0	0	0	0	0	0
Asian/Pacific Islander:	0	0	0	0	0	0	0	0
Hispanic:	0	0	0	0	0	0	0	0
<b>Total:</b>	<b>0</b>	<b>0</b>	<b>1</b>	<b>0</b>	<b>1</b>	<b>0</b>	<b>0</b>	<b>0</b>
Female-headed Households:	0		0		0			



U.S. Department of Housing and Urban Development  
Office of Community Planning and Development  
Integrated Disbursement and Information System  
CDBG Activity Summary Report (GPR) for Program Year 2017  
FAIRFAX COUNTY

Date: 13-Sep-2018

Time: 10:56

Page: 86

*Income Category:*

	<b>Owner</b>	<b>Renter</b>	<b>Total</b>	<b>Person</b>
Extremely Low	0	1	1	0
Low Mod	0	0	0	0
Moderate	0	0	0	0
Non Low Moderate	0	0	0	0
Total	0	1	1	0
Percent Low/Mod		100.0%	100.0%	

**Annual Accomplishments**

<b>Years</b>	<b>Accomplishment Narrative</b>	<b># Benefiting</b>
2018	A unit was acquired and rented to an extremely low income senior, female headed household	



U.S. Department of Housing and Urban Development  
 Office of Community Planning and Development  
 Integrated Disbursement and Information System  
 CDBG Activity Summary Report (GPR) for Program Year 2017  
 FAIRFAX COUNTY

Date: 13-Sep-2018  
 Time: 10:56  
 Page: 87

**PGM Year:** 2017  
**Project:** 0006 - Affordable Housing Fund (CCFP)  
**IDIS Activity:** 1261 - Good Shepherd 7985-D2

**Status:** Completed 2/1/2018 11:18:32 AM  
**Location:** Address Suppressed

**Objective:** Provide decent affordable housing  
**Outcome:** Affordability  
**Matrix Code:** Acquisition of Real Property (01)

**National Objective:** LMH

**Initial Funding Date:** 12/07/2017

**Description:**

Acquisition of an apartment condominium to be used as affordable rental housing for households at or below 50% of AMI.

**Financing**

	Fund Type	Grant Year	Grant	Funded Amount	Drawn In Program Year	Drawn Thru Program Year
CDBG	EN	2017	B17UC510001	\$129,770.00	\$129,770.00	\$129,770.00
<b>Total</b>	<b>Total</b>			<b>\$129,770.00</b>	<b>\$129,770.00</b>	<b>\$129,770.00</b>

**Proposed Accomplishments**

Housing Units : 1

**Actual Accomplishments**

Number assisted:

	Owner		Renter		Total		Person	
	Total	Hispanic	Total	Hispanic	Total	Hispanic	Total	Hispanic
White:	0	0	1	1	1	1	0	0
Black/African American:	0	0	0	0	0	0	0	0
Asian:	0	0	0	0	0	0	0	0
American Indian/Alaskan Native:	0	0	0	0	0	0	0	0
Native Hawaiian/Other Pacific Islander:	0	0	0	0	0	0	0	0
American Indian/Alaskan Native & White:	0	0	0	0	0	0	0	0
Asian White:	0	0	0	0	0	0	0	0
Black/African American & White:	0	0	0	0	0	0	0	0
American Indian/Alaskan Native & Black/African American:	0	0	0	0	0	0	0	0
Other multi-racial:	0	0	0	0	0	0	0	0
Asian/Pacific Islander:	0	0	0	0	0	0	0	0
Hispanic:	0	0	0	0	0	0	0	0
<b>Total:</b>	<b>0</b>	<b>0</b>	<b>1</b>	<b>1</b>	<b>1</b>	<b>1</b>	<b>0</b>	<b>0</b>
Female-headed Households:	0		1		1			



U.S. Department of Housing and Urban Development  
Office of Community Planning and Development  
Integrated Disbursement and Information System  
CDBG Activity Summary Report (GPR) for Program Year 2017  
FAIRFAX COUNTY

Date: 13-Sep-2018

Time: 10:56

Page: 88

*Income Category:*

	<b>Owner</b>	<b>Renter</b>	<b>Total</b>	<b>Person</b>
Extremely Low	0	0	0	0
Low Mod	0	1	1	0
Moderate	0	0	0	0
Non Low Moderate	0	0	0	0
Total	0	1	1	0
Percent Low/Mod		100.0%	100.0%	

**Annual Accomplishments**

<b>Years</b>	<b>Accomplishment Narrative</b>	<b># Benefiting</b>
2017	Acquisition of an apartment condominium to be used as affordable rental housing for households at or below 50% of AMI.	



U.S. Department of Housing and Urban Development  
 Office of Community Planning and Development  
 Integrated Disbursement and Information System  
 CDBG Activity Summary Report (GPR) for Program Year 2017  
 FAIRFAX COUNTY

Date: 13-Sep-2018  
 Time: 10:56  
 Page: 89

**PGM Year:** 2016  
**Project:** 0014 - Special Needs Housing  
**IDIS Activity:** 1262 - Little River Glen Balconies  
**Status:** Completed 2/1/2018 12:00:00 AM  
**Location:** 4001 Barker Ct Fairfax, VA 22032-1300

**Objective:** Provide decent affordable housing  
**Outcome:** Sustainability  
**Matrix Code:** Rehab; Other Publicly-Owned Residential Buildings (14D)      **National Objective:** LMH

**Initial Funding Date:** 11/13/2017

**Description:**  
 Replacement of balconies that are cracking, including handrails that are rusting out.

**Financing**

	Fund Type	Grant Year	Grant	Funded Amount	Drawn In Program Year	Drawn Thru Program Year
CDBG	EN	Pre-2015		\$36,197.00	\$0.00	\$0.00
		2014	B14UC510001		\$36,197.00	\$36,197.00
<b>Total</b>	<b>Total</b>			<b>\$36,197.00</b>	<b>\$36,197.00</b>	<b>\$36,197.00</b>

**Proposed Accomplishments**

Housing Units : 120

**Actual Accomplishments**

Number assisted:

	Owner		Renter		Total		Person	
	Total	Hispanic	Total	Hispanic	Total	Hispanic	Total	Hispanic
White:	0	0	88	14	88	14	0	0
Black/African American:	0	0	11	0	11	0	0	0
Asian:	0	0	21	0	21	0	0	0
American Indian/Alaskan Native:	0	0	0	0	0	0	0	0
Native Hawaiian/Other Pacific Islander:	0	0	0	0	0	0	0	0
American Indian/Alaskan Native & White:	0	0	0	0	0	0	0	0
Asian White:	0	0	0	0	0	0	0	0
Black/African American & White:	0	0	0	0	0	0	0	0
American Indian/Alaskan Native & Black/African American:	0	0	0	0	0	0	0	0
Other multi-racial:	0	0	0	0	0	0	0	0
Asian/Pacific Islander:	0	0	0	0	0	0	0	0
Hispanic:	0	0	0	0	0	0	0	0
<b>Total:</b>	<b>0</b>	<b>0</b>	<b>120</b>	<b>14</b>	<b>120</b>	<b>14</b>	<b>0</b>	<b>0</b>

Female-headed Households: 0



U.S. Department of Housing and Urban Development  
Office of Community Planning and Development  
Integrated Disbursement and Information System  
CDBG Activity Summary Report (GPR) for Program Year 2017  
FAIRFAX COUNTY

Date: 13-Sep-2018

Time: 10:56

Page: 90

*Income Category:*

	<b>Owner</b>	<b>Renter</b>	<b>Total</b>	<b>Person</b>
Extremely Low	0	57	57	0
Low Mod	0	45	45	0
Moderate	0	8	8	0
Non Low Moderate	0	10	10	0
Total	0	120	120	0
Percent Low/Mod		91.7%	91.7%	

**Annual Accomplishments**

<b>Years</b>	<b>Accomplishment Narrative</b>	<b># Benefitting</b>
2017		





U.S. Department of Housing and Urban Development  
 Office of Community Planning and Development  
 Integrated Disbursement and Information System  
 CDBG Activity Summary Report (GPR) for Program Year 2017  
 FAIRFAX COUNTY

Date: 13-Sep-2018  
 Time: 10:56  
 Page: 91

**PGM Year:** 2017  
**Project:** 0016 - CDBG/HOME Affordable Housing Request for Proposals  
**IDIS Activity:** 1263 - Pathway Homes - Willston PI #201

**Status:** Completed 8/27/2018 12:00:00 AM      **Objective:** Provide decent affordable housing  
**Location:** Address Suppressed      **Outcome:** Affordability  
**Matrix Code:** Acquisition of Real Property (01)      **National Objective:** LMH

**Initial Funding Date:** 06/28/2018

**Description:**

Acquisition of a 1-bedroom unit to be used as affordable rental housing for an adult with special needs with income at or below 30% of AMI who is currently homeless and/or previously homeless.

**Financing**

	Fund Type	Grant Year	Grant	Funded Amount	Drawn In Program Year	Drawn Thru Program Year
CDBG	EN	2017	B17UC510001	\$155,000.00	\$0.00	\$0.00
<b>Total</b>	<b>Total</b>			<b>\$155,000.00</b>	<b>\$0.00</b>	<b>\$0.00</b>

**Proposed Accomplishments**

Housing Units : 1

**Actual Accomplishments**

Number assisted:

	Owner		Renter		Total		Person	
	Total	Hispanic	Total	Hispanic	Total	Hispanic	Total	Hispanic
White:	0	0	0	0	0	0		0
Black/African American:	0	0	0	0	0	0	0	0
Asian:	0	0	0	0	0	0	0	0
American Indian/Alaskan Native:	0	0	0	0	0	0	0	0
Native Hawaiian/Other Pacific Islander:	0	0	1	0	1	0	0	0
American Indian/Alaskan Native & White:	0	0	0	0	0	0	0	0
Asian White:	0	0	0	0	0	0	0	0
Black/African American & White:	0	0	0	0	0	0	0	0
American Indian/Alaskan Native & Black/African American:	0	0	0	0	0	0	0	0
Other multi-racial:	0	0	0	0	0	0	0	0
Asian/Pacific Islander:	0	0	0	0	0	0	0	0
Hispanic:	0	0	0	0	0	0	0	0
<b>Total:</b>	<b>0</b>	<b>0</b>	<b>1</b>	<b>0</b>	<b>1</b>	<b>0</b>	<b>0</b>	<b>0</b>
Female-headed Households:	0		0		0			



U.S. Department of Housing and Urban Development  
Office of Community Planning and Development  
Integrated Disbursement and Information System  
CDBG Activity Summary Report (GPR) for Program Year 2017  
FAIRFAX COUNTY

Date: 13-Sep-2018

Time: 10:56

Page: 92

*Income Category:*

	<b>Owner</b>	<b>Renter</b>	<b>Total</b>	<b>Person</b>
Extremely Low	0	1	1	0
Low Mod	0	0	0	0
Moderate	0	0	0	0
Non Low Moderate	0	0	0	0
Total	0	1	1	0
Percent Low/Mod		100.0%	100.0%	

**Annual Accomplishments**

<b>Years</b>	<b>Accomplishment Narrative</b>	<b># Benefiting</b>
2018	Acquired a 1-bedroom unit to be used as affordable rental housing for an adult with special needs with income at or below 30% of AMI who is currently homeless and/or previously homeless.	



U.S. Department of Housing and Urban Development  
 Office of Community Planning and Development  
 Integrated Disbursement and Information System  
 CDBG Activity Summary Report (GPR) for Program Year 2017  
 FAIRFAX COUNTY

Date: 13-Sep-2018  
 Time: 10:56  
 Page: 93

**PGM Year:** 2017  
**Project:** 0006 - Affordable Housing Fund (CCFP)  
**IDIS Activity:** 1267 - Good Shepherd 7995 - 201(C1)

**Status:** Completed 4/2/2018 12:00:00 AM      **Objective:** Provide decent affordable housing  
**Location:** Address Suppressed      **Outcome:** Affordability  
**Matrix Code:** Acquisition of Real Property (01)      **National Objective:** LMH

**Initial Funding Date:** 12/07/2017

**Description:**

Acquisition of a housing unit to be rented as affordable housing for tenants with household income at or below 50% of AMI.

**Financing**

	Fund Type	Grant Year	Grant	Funded Amount	Drawn In Program Year	Drawn Thru Program Year
CDBG	PI			\$90,000.00	\$90,000.00	\$90,000.00
<b>Total</b>	<b>Total</b>			<b>\$90,000.00</b>	<b>\$90,000.00</b>	<b>\$90,000.00</b>

**Proposed Accomplishments**

Housing Units : 1

**Actual Accomplishments**

*Number assisted:*

	<b>Owner</b>		<b>Renter</b>		<b>Total</b>		<b>Person</b>	
	Total	Hispanic	Total	Hispanic	Total	Hispanic	Total	Hispanic
White:	0	0	0	0	0	0		0
Black/African American:	0	0	1	0	1	0	0	0
Asian:	0	0	0	0	0	0	0	0
American Indian/Alaskan Native:	0	0	0	0	0	0	0	0
Native Hawaiian/Other Pacific Islander:	0	0	0	0	0	0	0	0
American Indian/Alaskan Native & White:	0	0	0	0	0	0	0	0
Asian White:	0	0	0	0	0	0	0	0
Black/African American & White:	0	0	0	0	0	0	0	0
American Indian/Alaskan Native & Black/African American:	0	0	0	0	0	0	0	0
Other multi-racial:	0	0	0	0	0	0	0	0
Asian/Pacific Islander:	0	0	0	0	0	0	0	0
Hispanic:	0	0	0	0	0	0	0	0
<b>Total:</b>	<b>0</b>	<b>0</b>	<b>1</b>	<b>0</b>	<b>1</b>	<b>0</b>	<b>0</b>	<b>0</b>
Female-headed Households:	0		0		0			



U.S. Department of Housing and Urban Development  
Office of Community Planning and Development  
Integrated Disbursement and Information System  
CDBG Activity Summary Report (GPR) for Program Year 2017  
FAIRFAX COUNTY

Date: 13-Sep-2018

Time: 10:56

Page: 94

*Income Category:*

	<b>Owner</b>	<b>Renter</b>	<b>Total</b>	<b>Person</b>
Extremely Low	0	0	0	0
Low Mod	0	1	1	0
Moderate	0	0	0	0
Non Low Moderate	0	0	0	0
Total	0	1	1	0
Percent Low/Mod		100.0%	100.0%	

**Annual Accomplishments**

<b>Years</b>	<b>Accomplishment Narrative</b>	<b># Benefitting</b>
2017	Acquisition of a housing unit now rented as affordable housing for a tenant with household income at or below 50% of AMI.	



U.S. Department of Housing and Urban Development  
 Office of Community Planning and Development  
 Integrated Disbursement and Information System  
 CDBG Activity Summary Report (GPR) for Program Year 2017  
 FAIRFAX COUNTY

Date: 13-Sep-2018  
 Time: 10:56  
 Page: 95

**PGM Year:** 2017  
**Project:** 0006 - Affordable Housing Fund (CCFP)  
**IDIS Activity:** 1268 - Good Shepherd 7985-103

**Status:** Completed 2/28/2018 11:35:43 AM      **Objective:** Provide decent affordable housing  
**Location:** Address Suppressed      **Outcome:** Affordability  
**Matrix Code:** Acquisition of Real Property (01)      **National Objective:** LMH

**Initial Funding Date:** 01/30/2018

**Description:**

Acquisition of 2 bedroom housing unit and use as affordable rental housing for a household with income at or below 50% of AMI

**Financing**

	Fund Type	Grant Year	Grant	Funded Amount	Drawn In Program Year	Drawn Thru Program Year
CDBG	PI			\$131,385.00	\$131,385.00	\$131,385.00
<b>Total</b>	<b>Total</b>			<b>\$131,385.00</b>	<b>\$131,385.00</b>	<b>\$131,385.00</b>

**Proposed Accomplishments**

Housing Units : 1

**Actual Accomplishments**

*Number assisted:*

	<b>Owner</b>		<b>Renter</b>		<b>Total</b>		<b>Person</b>	
	Total	Hispanic	Total	Hispanic	Total	Hispanic	Total	Hispanic
White:	0	0	0	0	0	0		0
Black/African American:	0	0	1	0	1	0	0	0
Asian:	0	0	0	0	0	0	0	0
American Indian/Alaskan Native:	0	0	0	0	0	0	0	0
Native Hawaiian/Other Pacific Islander:	0	0	0	0	0	0	0	0
American Indian/Alaskan Native & White:	0	0	0	0	0	0	0	0
Asian White:	0	0	0	0	0	0	0	0
Black/African American & White:	0	0	0	0	0	0	0	0
American Indian/Alaskan Native & Black/African American:	0	0	0	0	0	0	0	0
Other multi-racial:	0	0	0	0	0	0	0	0
Asian/Pacific Islander:	0	0	0	0	0	0	0	0
Hispanic:	0	0	0	0	0	0	0	0
<b>Total:</b>	<b>0</b>	<b>0</b>	<b>1</b>	<b>0</b>	<b>1</b>	<b>0</b>	<b>0</b>	<b>0</b>
Female-headed Households:	0		1		1			



U.S. Department of Housing and Urban Development  
Office of Community Planning and Development  
Integrated Disbursement and Information System  
CDBG Activity Summary Report (GPR) for Program Year 2017  
FAIRFAX COUNTY

Date: 13-Sep-2018

Time: 10:56

Page: 96

*Income Category:*

	<b>Owner</b>	<b>Renter</b>	<b>Total</b>	<b>Person</b>
Extremely Low	0	0	0	0
Low Mod	0	1	1	0
Moderate	0	0	0	0
Non Low Moderate	0	0	0	0
Total	0	1	1	0
Percent Low/Mod		100.0%	100.0%	

**Annual Accomplishments**

<b>Years</b>	<b>Accomplishment Narrative</b>	<b># Benefiting</b>
--------------	---------------------------------	---------------------

2017



U.S. Department of Housing and Urban Development  
 Office of Community Planning and Development  
 Integrated Disbursement and Information System  
 CDBG Activity Summary Report (GPR) for Program Year 2017  
 FAIRFAX COUNTY

Date: 13-Sep-2018  
 Time: 10:56  
 Page: 97

**PGM Year:** 2017  
**Project:** 0016 - CDBG/HOME Affordable Housing Request for Proposals  
**IDIS Activity:** 1273 - Pathway Homes - Lee Hwy #201

**Status:** Completed 8/27/2018 12:00:00 AM  
**Location:** Address Suppressed  
**Objective:** Provide decent affordable housing  
**Outcome:** Affordability  
**Matrix Code:** Acquisition of Real Property (01)      **National Objective:** LMH

**Initial Funding Date:** 06/28/2018

**Description:**

Acquisition of a 1-bedroom unit to be used as affordable rental housing for an adult with special needs with income at or below 30% of AMI who is currently homeless and/or previously homeless.

**Financing**

	Fund Type	Grant Year	Grant	Funded Amount	Drawn In Program Year	Drawn Thru Program Year
CDBG	EN	2017	B17UC510001	\$152,500.00	\$0.00	\$0.00
<b>Total</b>	<b>Total</b>			<b>\$152,500.00</b>	<b>\$0.00</b>	<b>\$0.00</b>

**Proposed Accomplishments**

Housing Units : 1

**Actual Accomplishments**

Number assisted:

	Owner		Renter		Total		Person	
	Total	Hispanic	Total	Hispanic	Total	Hispanic	Total	Hispanic
White:	0	0	1	0	1	0	0	0
Black/African American:	0	0	0	0	0	0	0	0
Asian:	0	0	0	0	0	0	0	0
American Indian/Alaskan Native:	0	0	0	0	0	0	0	0
Native Hawaiian/Other Pacific Islander:	0	0	0	0	0	0	0	0
American Indian/Alaskan Native & White:	0	0	0	0	0	0	0	0
Asian White:	0	0	0	0	0	0	0	0
Black/African American & White:	0	0	0	0	0	0	0	0
American Indian/Alaskan Native & Black/African American:	0	0	0	0	0	0	0	0
Other multi-racial:	0	0	0	0	0	0	0	0
Asian/Pacific Islander:	0	0	0	0	0	0	0	0
Hispanic:	0	0	0	0	0	0	0	0
<b>Total:</b>	<b>0</b>	<b>0</b>	<b>1</b>	<b>0</b>	<b>1</b>	<b>0</b>	<b>0</b>	<b>0</b>
Female-headed Households:	0		0		0			



U.S. Department of Housing and Urban Development  
Office of Community Planning and Development  
Integrated Disbursement and Information System  
CDBG Activity Summary Report (GPR) for Program Year 2017  
FAIRFAX COUNTY

Date: 13-Sep-2018

Time: 10:56

Page: 98

*Income Category:*

	<b>Owner</b>	<b>Renter</b>	<b>Total</b>	<b>Person</b>
Extremely Low	0	1	1	0
Low Mod	0	0	0	0
Moderate	0	0	0	0
Non Low Moderate	0	0	0	0
Total	0	1	1	0
Percent Low/Mod		100.0%	100.0%	

**Annual Accomplishments**

<b>Years</b>	<b>Accomplishment Narrative</b>	<b># Benefiting</b>
2018	Acquired a 1-bedroom unit to be used as affordable rental housing for an adult with special needs with income at or below 30% of AMI who is currently homeless and/or previously homeless.	





U.S. Department of Housing and Urban Development  
Office of Community Planning and Development  
Integrated Disbursement and Information System  
CDBG Activity Summary Report (GPR) for Program Year 2017  
FAIRFAX COUNTY

Date: 13-Sep-2018

Time: 10:56

Page: 99

---

<b>Total Funded Amount:</b>	<b>\$9,359,222.13</b>
<b>Total Drawn Thru Program Year:</b>	<b>\$7,481,503.17</b>
<b>Total Drawn In Program Year:</b>	<b>\$5,137,079.42</b>



U.S. Department of Housing and Urban Development  
 Office of Community Planning and Development  
 Integrated Disbursement and Information System  
 CDBG Summary of Accomplishments  
 Program Year: 2017

DATE: 09-13-18  
 TIME: 10:57  
 PAGE: 1

FAIRFAX COUNTY

Count of CDBG Activities with Disbursements by Activity Group & Matrix Code

Activity Group	Activity Category	Open Count	Open Activities Disbursed	Completed Count	Completed Activities Disbursed	Program Year Count	Total Activities Disbursed
Acquisition	Acquisition of Real Property (01)	0	\$0.00	21	\$1,279,131.00	21	\$1,279,131.00
	Total Acquisition	0	\$0.00	21	\$1,279,131.00	21	\$1,279,131.00
Housing	Direct Homeownership Assistance (13)	0	\$0.00	1	\$123,912.57	1	\$123,912.57
	Homeownership Assistance-excluding Housing Counseling under 24 CFR 5.100 (13B)	1	\$306,735.98	0	\$0.00	1	\$306,735.98
	Rehab; Single-Unit Residential (14A)	1	\$93,440.34	2	\$160,948.35	3	\$254,388.69
	Rehab; Multi-Unit Residential (14B)	0	\$0.00	1	\$102,902.39	1	\$102,902.39
	Rehab; Other Publicly-Owned Residential Buildings (14D)	1	\$417,282.55	3	\$137,160.00	4	\$554,442.55
	Total Housing	3	\$817,458.87	7	\$524,923.31	10	\$1,342,382.18
	Public Services	Senior Services (05A)	1	\$117,099.00	0	\$0.00	1
	Youth Services (05D)	1	\$182,836.85	1	\$49,143.00	2	\$231,979.85
	Employment Training (05H)	0	\$0.00	1	\$120,155.00	1	\$120,155.00
	Other Public Services Not Listed in 05A-05Y, 03T (05Z)	0	\$0.00	3	\$285,195.00	3	\$285,195.00
	Total Public Services	2	\$299,935.85	5	\$454,493.00	7	\$754,428.85
General Administration and Planning	Planning (20)	2	\$79,813.89	1	\$46,974.85	3	\$126,788.74
	General Program Administration (21A)	1	\$247,222.42	1	\$175,193.91	2	\$422,416.33
	Fair Housing Activities (subject to 20% Admin Cap) (21D)	1	\$19,361.73	3	\$86,935.09	4	\$106,296.82
	Total General Administration and Planning	4	\$346,398.04	5	\$309,103.85	9	\$655,501.89
Repayment of Section 108 Loans	Planned Repayment of Section 108 Loan Principal (19F)	0	\$0.00	1	\$1,105,635.50	1	\$1,105,635.50
	Total Repayment of Section 108 Loans	0	\$0.00	1	\$1,105,635.50	1	\$1,105,635.50
Grand Total		9	\$1,463,792.76	39	\$3,673,286.66	48	\$5,137,079.42



U.S. Department of Housing and Urban Development  
 Office of Community Planning and Development  
 Integrated Disbursement and Information System  
 CDBG Summary of Accomplishments  
 Program Year: 2017

DATE: 09-13-18  
 TIME: 10:57  
 PAGE: 2

FAIRFAX COUNTY

CDBG Sum of Actual Accomplishments by Activity Group and Accomplishment Type

Activity Group	Matrix Code	Accomplishment Type	Open Count	Completed Count	Program Year Totals
Acquisition	Acquisition of Real Property (01)	Housing Units	0	23	23
	Total Acquisition		0	23	23
Housing	Direct Homeownership Assistance (13)	Households	0	10	10
	Homeownership Assistance-excluding Housing Counseling under 24 CFR 5.100 (13B)	Households	27	0	27
	Rehab; Single-Unit Residential (14A)	Housing Units	130	247	377
	Rehab; Multi-Unit Residential (14B)	Housing Units	0	0	0
	Rehab; Other Publicly-Owned Residential Buildings (14D)	Housing Units	0	234	234
	Total Housing		157	491	648
Public Services	Senior Services (05A)	Persons	107	0	107
	Youth Services (05D)	Persons	82	89	171
	Employment Training (05H)	Persons	0	105	105
	Other Public Services Not Listed in 05A-05Y, 03T (05Z)	Persons	0	684	684
	Total Public Services		189	878	1,067
Grand Total			346	1,392	1,738



FAIRFAX COUNTY

CDBG Beneficiaries by Racial / Ethnic Category

Housing-Non Housing	Race	Total Persons	Total Hispanic		Total Hispanic Households
			Persons	Total Households	
Housing	White	0	0	387	51
	Black/African American	0	0	107	0
	Asian	0	0	138	0
	American Indian/Alaskan Native	0	0	1	0
	Native Hawaiian/Other Pacific Islander	0	0	1	0
	Asian & White	0	0	2	0
	Other multi-racial	0	0	12	0
	<b>Total Housing</b>	<b>0</b>	<b>0</b>	<b>648</b>	<b>51</b>
Non Housing	White	179	82	98	11
	Black/African American	643	67	40	0
	Asian	42	21	37	0
	American Indian/Alaskan Native	5	0	0	0
	Native Hawaiian/Other Pacific Islander	0	0	1	0
	Asian & White	16	0	13	0
	Black/African American & White	10	9	0	0
	Other multi-racial	172	70	3	0
<b>Total Non Housing</b>	<b>1,067</b>	<b>249</b>	<b>192</b>	<b>11</b>	
Grand Total	White	179	82	485	62
	Black/African American	643	67	147	0
	Asian	42	21	175	0
	American Indian/Alaskan Native	5	0	1	0
	Native Hawaiian/Other Pacific Islander	0	0	2	0
	Asian & White	16	0	15	0
	Black/African American & White	10	9	0	0
	Other multi-racial	172	70	15	0
<b>Total Grand Total</b>	<b>1,067</b>	<b>249</b>	<b>840</b>	<b>62</b>	



FAIRFAX COUNTY

CDBG Beneficiaries by Income Category

	Income Levels	Owner Occupied	Renter Occupied	Persons
Housing	Extremely Low (<=30%)	117	58	0
	Low (>30% and <=50%)	35	68	0
	Mod (>50% and <=80%)	5	8	0
	Total Low-Mod	157	134	0
	Non Low-Mod (>80%)	0	10	0
	Total Beneficiaries	157	144	0
Non Housing	Extremely Low (<=30%)	0	10	336
	Low (>30% and <=50%)	0	6	360
	Mod (>50% and <=80%)	0	0	39
	Total Low-Mod	0	16	735
	Non Low-Mod (>80%)	0	0	1
	Total Beneficiaries	0	16	736



U.S. Department of Housing and Urban Development  
 Office of Community Planning and Development  
 Integrated Disbursement and Information System  
 HOME Summary of Accomplishments

DATE: 09-13-18  
 TIME: 10:58  
 PAGE: 1

Program Year: 2017  
 Start Date 01-Jul-2017 - End Date 30-Jun-2018  
 FAIRFAX COUNTY  
 Home Disbursements and Unit Completions

Activity Type	Disbursed Amount	Units Completed	Units Occupied
Rentals	\$2,274,440.41	98	97
TBRA Families	\$380,751.69	41	41
Total, Rentals and TBRA	\$2,655,192.10	139	138
<b>Grand Total</b>	<b>\$2,655,192.10</b>	<b>139</b>	<b>138</b>

Home Unit Completions by Percent of Area Median Income

Activity Type	Units Completed				
	0% - 30%	31% - 50%	51% - 60%	Total 0% - 60%	Total 0% - 80%
Rentals	9	88	0	97	97
TBRA Families	37	3	1	41	41
Total, Rentals and TBRA	46	91	1	138	138
<b>Grand Total</b>	<b>46</b>	<b>91</b>	<b>1</b>	<b>138</b>	<b>138</b>

Home Unit Reported As Vacant

Activity Type	Reported as Vacant
Rentals	1
TBRA Families	0
Total, Rentals and TBRA	1
<b>Grand Total</b>	<b>1</b>



Program Year: 2017

Start Date 01-Jul-2017 - End Date 30-Jun-2018

FAIRFAX COUNTY

Home Unit Completions by Racial / Ethnic Category

	Rentals		TBRA Families	
	Units Completed	Units Completed - Hispanics	Units Completed	Units Completed - Hispanics
White	40	7	13	2
Black/African American	36	0	23	0
Asian	19	0	4	0
American Indian/Alaskan Native	1	0	0	0
American Indian/Alaskan Native & White	0	0	1	0
Black/African American & White	1	0	0	0
<b>Total</b>	<b>97</b>	<b>7</b>	<b>41</b>	<b>2</b>

	Total, Rentals and TBRA		Grand Total	
	Units Completed	Units Completed - Hispanics	Units Completed	Units Completed - Hispanics
White	53	9	53	9
Black/African American	59	0	59	0
Asian	23	0	23	0
American Indian/Alaskan Native	1	0	1	0
American Indian/Alaskan Native & White	1	0	1	0
Black/African American & White	1	0	1	0
<b>Total</b>	<b>138</b>	<b>9</b>	<b>138</b>	<b>9</b>

U.S. DEPARTMENT OF HOUSING AND URBAN  
DEVELOPMENT  
OFFICE OF COMMUNITY PLANNING AND DEVELOPMENT  
PR06 - Summary of Consolidated Plan Projects for Report  
Year

DATE: 8/16/2018  
TIME: 11:44:43 AM  
PAGE: 1/5

IDIS									
Plan IDIS Year Project	Project Title and Description	Program	Project Estimate	Committed Amount	Amount Drawn Thru Report Year	Amount Available to Draw	Amount Drawn in Report Year		
2017 1	Section 108 Loan Payments	CDBG	\$1,099,481.00	\$1,105,635.50	\$1,105,635.50	\$0.00	\$1,105,635.50		
2	Fair Housing	CDBG	\$200,298.00	\$143,332.00	\$19,361.73	\$123,970.27	\$19,361.73		
		HOME	\$33,649.00	\$24,760.00	\$24,760.00	\$0.00	\$24,760.00		
3	Planning	CDBG	\$694,548.00	\$277,875.00	\$0.00	\$277,875.00	\$0.00		



U.S. DEPARTMENT OF HOUSING AND URBAN  
DEVELOPMENT  
OFFICE OF COMMUNITY PLANNING AND DEVELOPMENT  
PR06 - Summary of Consolidated Plan Projects for Report  
Year

DATE: 8/16/2018  
TIME: 11:44:43 AM  
PAGE: 2/5

Plan IDIS Year Project	Project Title and Description	Program	Project Estimate	Committed Amount	Amount Drawn Thru Report Year	Amount Available to Draw	Amount Drawn in Report Year
2017 4	General Administration	CDBG	\$955,055.00	\$573,730.00	\$247,222.42	\$326,507.58	\$247,222.42
5	HOME Administration	HOME	\$220,855.00	\$128,284.00	\$54,737.69	\$73,546.31	\$54,737.69
6	Affordable Housing Fund (CCFP)	CDBG	\$704,500.00	\$658,655.00	\$351,155.00	\$307,500.00	\$351,155.00
7	Targeted Public Services (CCFP)	CDBG	\$836,176.00	\$746,653.00	\$651,831.85	\$94,821.15	\$651,831.85

U.S. DEPARTMENT OF HOUSING AND URBAN  
DEVELOPMENT  
OFFICE OF COMMUNITY PLANNING AND DEVELOPMENT  
PR06 - Summary of Consolidated Plan Projects for Report  
Year

DATE: 8/16/2018  
TIME: 11:44:43 AM  
PAGE: 3/5

IDIS

Plan IDIS Year Project	Project Title and Description	Program	Project Estimate	Committed Amount	Amount Drawn Thru Report Year	Amount Available to Draw	Amount Drawn in Report Year	
2017 8	Home Repair for the Elderly & Community Rehabilitation Programs	As in past fiscal years, funding of the Home Repair CDBG for the Elderly Program (HREP) provides minor repairs at no cost to the homeowner for an estimated 100 homes of eligible low-income elderly or persons with disabilities. The HREP provides up to one week of labor and \$500 in material expenses by the HREP crew. Proposed funding provides for salaries and fringe benefits, plus related operating and equipment costs. These funds are supplemented by County funds generated from payments on loans through the Home Improvement Loan Program for the costs of outside contracting and materials. Funding also will be used to support the provision of technical assistance, training and referral services through the Community Rehabilitation Program for the preservation of affordable single and multi-family housing units in the Town of Herndon. The services will be provided to assist in renovations needed to comply with local codes, to install accessibility features and/or correct other deficiencies necessary to preserve the housing and/or to prevent the occupants from experiencing homelessness.	CDBG	\$563,628.00	\$401,515.00	\$93,440.34	\$308,074.66	\$93,440.34
9	Tenant Based Rental Assistance	The funding will be used to provide rental assistance to prevent families/individuals from becoming homeless, to help families/individuals experiencing homelessness with obtaining permanent housing, support stable housing for persons with special needs, respond to reasonable accommodation requests, and subsidize units for clients of the Progress Center.	HOME	\$860,399.00	\$673,399.00	\$380,577.57	\$292,821.43	\$380,577.57
10	FCRHA Properties - Rehabilitation and/or Acquisition	Funding will be used to rehabilitate FCRHA residential properties and group homes to maintain safety and quality of life. A portion of the funding also may be used to purchase Affordable Dwelling Units or other properties for rental.	CDBG	\$214,120.00	\$0.00	\$0.00	\$0.00	\$0.00
			HOME	\$436,321.00	\$0.00	\$0.00	\$0.00	\$0.00

U.S. DEPARTMENT OF HOUSING AND URBAN  
DEVELOPMENT  
OFFICE OF COMMUNITY PLANNING AND DEVELOPMENT  
PR06 - Summary of Consolidated Plan Projects for Report  
Year

DATE: 8/16/2018  
TIME: 11:44:43 AM  
PAGE: 4/5

Plan IDIS Year Project	Project Title and Description	Program	Project Estimate	Committed Amount	Amount Drawn Thru Report Year	Amount Available to Draw	Amount Drawn in Report Year
2017 11	Homeownership Program	CDBG	\$788,851.00	\$502,391.00	\$306,735.98	\$195,655.02	\$306,735.98
12	Relocation Program	CDBG	\$598,614.00	\$0.00	\$0.00	\$0.00	\$0.00
13	CHDO Set-Aside	HOME	\$315,457.00	\$44,042.00	\$286,108.00	(\$242,066.00)	\$286,108.00
14	Special Needs Housing	CDBG	\$726,593.00	\$0.00	\$0.00	\$0.00	\$0.00
		HOME	\$300,000.00	\$0.00	\$0.00	\$0.00	\$0.00
15	Emergency Solutions Grant	HESG	\$447,834.00	\$443,226.00	\$240,433.00	\$202,793.00	\$240,433.00

U.S. DEPARTMENT OF HOUSING AND URBAN  
DEVELOPMENT  
OFFICE OF COMMUNITY PLANNING AND DEVELOPMENT  
PR06 - Summary of Consolidated Plan Projects for Report  
Year

DATE: 8/16/2018  
TIME: 11:44:43 AM  
PAGE: 5/5

IDIS

Plan IDIS Year Project	Project Title and Description	Program	Project Estimate	Committed Amount	Amount Drawn Thru Report Year	Amount Available to Draw	Amount Drawn in Report Year
2017 16	CDBG/HOME Affordable Housing Request for Proposals	The FY 2019 CDBG/HOME Affordable Housing Request for Proposals (RFP) will be used to fund the acquisition, preservation and/or rehabilitation of existing affordable housing units, and the development of additional affordable housing units for income eligible renters. The notice of funding availability will coincide with the availability of the CHDO funding for FY 2019.	CDBG	\$515,641.00	\$0.00	\$0.00	\$0.00
		HOME	\$1,015,984.00	\$133,332.00	\$133,332.00	\$0.00	\$133,332.00
17	North Hill	The funding will support pre-development costs associated with the following projects:  North Hill Affordable Multifamily Development: Under this FCRHA activity, funding will support infrastructure work, including earth work, erosion and sediment control, utility installation, road improvements, storm water management, site improvements, removal of marine clay soils, and building of needed retaining walls.  North Hill Community Park: Under this FCRHA activity, approximately \$1.5 million will be made available for the existing residents of Woodley Hills Estates. The scope of work for this initial phase includes demolition, removal and disposal of existing improvements; treatment of invasive plants; site grading; and restoration and seeding of disturbed areas.	CDBG	\$620,213.00	\$0.00	\$0.00	\$0.00

Public Facilities and Infrastructure

	Create Suitable Living			Provide Decent Housing			Create Economic Opportunities			Total
	Access	Afford	Sustain	Access	Afford	Sustain	Access	Afford	Sustain	
Number of Persons Assisted										
with new access to a facility	0	0	0	0	0	0	0	0	0	0
with improved access to a facility	0	0	0	0	0	0	0	0	0	0
with access to a facility that is no longer substandard	0	0	0	0	0	0	0	0	0	0
Totals :	0	0	0	0	0	0	0	0	0	0

Number of Households Assisted										
with new access to a facility	0	0	0	0	0	0	0	0	0	0
with improved access to a facility	0	0	0	0	0	0	0	0	0	0
with access to a facility that is no longer substandard	0	0	0	0	0	0	0	0	0	0
Totals :	0	0	0	0	0	0	0	0	0	0

Public Services

	Create Suitable Living			Provide Decent Housing			Create Economic Opportunities			Total
	Access	Afford	Sustain	Access	Afford	Sustain	Access	Afford	Sustain	
Number of Persons Assisted										
with new (or continuing) access to a service	0	0	107	0	0	442	0	0	187	736
with improved (or continuing) access to a service	0	0	0	0	0	0	0	0	0	0
with new access to a service that is no longer substandard	0	0	0	0	0	442	0	0	0	442
Totals :	0	0	107	0	0	884	0	0	187	1,178











Rehabilitation of Rental Housing (continued)

	Create Suitable Living			Provide Decent Housing			Create Economic Opportunities			Total
	Access	Afford	Sustain	Access	Afford	Sustain	Access	Afford	Sustain	
Of those, number for the chronically homeless	0	0	0	0	0	0	0	0	0	0
Number of permanent housing units for homeless persons and families	0	0	0	0	0	0	0	0	0	0
Of those, number for the chronically homeless	0	0	0	0	0	0	0	0	0	0

Construction of Rental Housing

	Create Suitable Living			Provide Decent Housing			Create Economic Opportunities			Total
	Access	Afford	Sustain	Access	Afford	Sustain	Access	Afford	Sustain	
Total LMH* units	0	0	0	0	16	0	0	0	0	16
Total SB*, URG units	0	0	0	0	0	0	0	0	0	0
Of Total, Number of 504 accessible units	0	0	0	0	1	0	0	0	0	1
Units qualified as Energy Star	0	0	0	0	0	0	0	0	0	0
Affordable units	0	0	0	0	10	0	0	0	0	10
Of Affordable Units										
Number occupied by elderly	0	0	0	0	1	0	0	0	0	1
Years of affordability	0	0	0	0	240	0	0	0	0	240
Average number of years of affordability per unit	0	0	0	0	24	0	0	0	0	24









Totals for all Areas

---

Number of new businesses assisted	0
Number of existing businesses assisted	0
Number of jobs created or retained in area	0
Amount of funds leveraged	0
Number of LMI persons assisted	
By direct benefit activities	0
By area benefit activities	0
Number of LMI households assisted	0
Number of acres of brownfields remediated	0
Number with new access to public facilities/improvements	0
Number of business facades/buildings rehabilitated	0
Slum/blight demolition	0

---

U.S. Department of Housing and Urban Development  
 Office of Community Planning and Development  
 Integrated Disbursement and Information System  
 Rental , Homebuyer , Homeowner Rehab, TBRA  
 Housing Performance Report - FAIRFAX COUNTY , VA

Program Rental , Homebuyer , Homeowner Rehab, TBRA  
 Date Range 06/30/2018  
 Home Tenure Type 7/1/2017

Objectives	Availability / Accessibility		Outcomes Affordability		Sustainability		Total by Objective		# of Total Units Brought to Property Standard		Of the Total Units, the # occupied by Households <= 80% AMI	
	Units	\$	Units	\$	Units	\$	Units	\$	Units	\$	Units	\$
Suitable Living	0	0.00	0	0.00	0	0.00	0	0.00	0	0.00	0	0.00
Decent Housing	1	128,189.00	9	1,156,974.00	87	989,277.41	97	2,274,440.41	97	2,274,440.41	97	2,274,440.41
Economic Opportunity	0	0.00	0	0.00	0	0.00	0	0.00	0	0.00	0	0.00
<b>Total by Outcome</b>	<b>1</b>	<b>128,189.00</b>	<b>9</b>	<b>1,156,974.00</b>	<b>87</b>	<b>989,277.41</b>	<b>97</b>	<b>2,274,440.41</b>	<b>97</b>	<b>2,274,440.41</b>	<b>97</b>	<b>2,274,440.41</b>



Objectives	Availability / Accessibility		Outcomes Affordability		Sustainability		Total by Objective		# of Total Units Brought to Property Standard		Of the Total Units, the # occupied by Households <= 80% AMI	
	Units	\$	Units	\$	Units	\$	Units	\$	Units	\$	Units	\$
Suitable Living	194	389,116.98	0	0.00	143	114,042.00	337	503,158.98	0		337	***
Decent Housing	0	0.00	29	2,268,618.00	144	137,160.00	173	2,405,778.00	0	2,405,778.00	163	***
Economic Opportunity	0	0.00	0	0.00	0	0.00	0	0.00	0	0.00	0	0.00
Total by Outcome	194	389,116.98	29	2,268,618.00	287	251,202.00	510	2,908,936.98	0		500	***

IDIS - PR81

FAIRFAX  
COUNTY

U.S. Department of Housing and Urban Development  
Office of Community Planning and Development  
Integrated Disbursement and Information System  
ESG Performance Measures Report  
Program Year FAIRFAX COUNTY,VA

DATE: 08-16-18  
TIME: 11:57  
PAGE: 1

Objectives/Outcomes Legend:

1/1 = Enhanced Suitable Living Through Improved Accessibility  
1/2 = Enhanced Suitable Living Through Improved Affordability  
1/3 = Enhanced Suitable Living Through Improved Sustainability

2/1 = Created Decent Housing With Improved Accessibility  
2/2 = Created Decent Housing With Improved Affordability  
2/3 = Created Decent Housing With Improved Sustainability

3/1 = Provided Economic Opportunity Through Improved Accessibility  
3/2 = Provided Economic Opportunity Through Improved Affordability  
3/3 = Provided Economic Opportunity Through Improved Sustainability

Community Based

Objectives/Outcomes	Persons	ESG Dollars	Other Federal			Fees	Other
			Funds	Local Government	Private		
1/1	0	\$0	\$0	\$0	\$0	\$0	\$0
1/2	0	\$0	\$0	\$0	\$0	\$0	\$0
1/3	0	\$0	\$0	\$0	\$0	\$0	\$0
Sub-Totals	0	\$0	\$0	\$0	\$0	\$0	\$0
2/1	0	\$0	\$0	\$0	\$0	\$0	\$0
2/2	0	\$0	\$0	\$0	\$0	\$0	\$0
2/3	0	\$0	\$0	\$0	\$0	\$0	\$0
Sub-Totals	0	\$0	\$0	\$0	\$0	\$0	\$0
3/1	0	\$0	\$0	\$0	\$0	\$0	\$0
3/2	0	\$0	\$0	\$0	\$0	\$0	\$0
3/3	0	\$0	\$0	\$0	\$0	\$0	\$0
Sub-Totals	0	\$0	\$0	\$0	\$0	\$0	\$0
Totals	0	\$0	\$0	\$0	\$0	\$0	\$0

Faith Based Non-Profit

Objectives/Outcomes	Persons	ESG Dollars	Other Federal			Fees	Other
			Funds	Local Government	Private		
1/1	0	\$0	\$0	\$0	\$0	\$0	\$0
1/2	0	\$0	\$0	\$0	\$0	\$0	\$0
1/3	0	\$0	\$0	\$0	\$0	\$0	\$0
Sub-Totals	0	\$0	\$0	\$0	\$0	\$0	\$0
2/1	0	\$0	\$0	\$0	\$0	\$0	\$0
2/2	0	\$0	\$0	\$0	\$0	\$0	\$0
2/3	0	\$0	\$0	\$0	\$0	\$0	\$0
Sub-Totals	0	\$0	\$0	\$0	\$0	\$0	\$0
3/1	0	\$0	\$0	\$0	\$0	\$0	\$0
3/2	0	\$0	\$0	\$0	\$0	\$0	\$0
3/3	0	\$0	\$0	\$0	\$0	\$0	\$0
Sub-Totals	0	\$0	\$0	\$0	\$0	\$0	\$0
Totals	0	\$0	\$0	\$0	\$0	\$0	\$0

Other Non-Profit

Objectives/Outcomes	Persons	ESG Dollars	Other Federal			Fees	Other
			Funds	Local Government	Private		
1/1	0	\$0	\$0	\$0	\$0	\$0	\$0
1/2	0	\$0	\$0	\$0	\$0	\$0	\$0
1/3	0	\$0	\$0	\$0	\$0	\$0	\$0
Sub-Totals	0	\$0	\$0	\$0	\$0	\$0	\$0
2/1	0	\$0	\$0	\$0	\$0	\$0	\$0
2/2	0	\$0	\$0	\$0	\$0	\$0	\$0
2/3	0	\$0	\$0	\$0	\$0	\$0	\$0
Sub-Totals	0	\$0	\$0	\$0	\$0	\$0	\$0
3/1	0	\$0	\$0	\$0	\$0	\$0	\$0
3/2	0	\$0	\$0	\$0	\$0	\$0	\$0
3/3	0	\$0	\$0	\$0	\$0	\$0	\$0
Sub-Totals	0	\$0	\$0	\$0	\$0	\$0	\$0
Totals	0	\$0	\$0	\$0	\$0	\$0	\$0
Grand Totals	0	\$0	\$0	\$0	\$0	\$0	\$0

ESG Beneficiaries

Objectives/Outcomes	Emergency or Transitional Shelters		Non-Residential Services	Totals
	Annual Adults Served	Annual Children Served	Annual Number Served	
1/1	0	0	0	0
1/2	0	0	0	0
1/3	0	0	0	0
Sub-Totals	0	0	0	0
2/1	0	0	0	0
2/2	0	0	0	0
2/3	0	0	0	0
Sub-Totals	0	0	0	0
3/1	0	0	0	0
3/2	0	0	0	0
3/3	0	0	0	0
Sub-Totals	0	0	0	0
Totals	0	0	0	0

ESG Beneficiaries

Emergency or Transitional Shelter

Annual Number of Individual Households (Singles)

Objectives/Outcomes	Unaccompanied 18 and Over Male	Unaccompanied 18 and Over Female	Unaccompanied 18 and Over Totals	Unaccompanied Under 18 Male	Unaccompanied Under 18 Female	Unaccompanied Under 18 Totals
1/1	0	0	0	0	0	0
1/2	0	0	0	0	0	0
1/3	0	0	0	0	0	0
Sub-Totals	0	0	0	0	0	0
2/1	0	0	0	0	0	0
2/2	0	0	0	0	0	0
2/3	0	0	0	0	0	0
Sub-Totals	0	0	0	0	0	0
3/1	0	0	0	0	0	0
3/2	0	0	0	0	0	0
3/3	0	0	0	0	0	0
Sub-Totals	0	0	0	0	0	0
Totals	0	0	0	0	0	0





IDIS - PR81

FAIRFAX  
COUNTY

U.S. Department of Housing and Urban Development  
Office of Community Planning and Development  
Integrated Disbursement and Information System  
ESG Performance Measures Report  
Program Year FAIRFAX COUNTY,VA

DATE: 08-16-18  
TIME: 11:57  
PAGE: 8

ESG Beneficiaries

Emergency or Transitional Shelter

Annual Number of Family Households with No Children

Objectives/Outcomes	Family with No Children Total
1/1	0
1/2	0
1/3	0
Sub-Totals	0
2/1	0
2/2	0
2/3	0
Sub-Totals	0
3/1	0
3/2	0
3/3	0
Sub-Totals	0
Totals	0

Grand Total ESG Beneficiaries: 0





Racial/Ethnic Characteristics

Annual Number Served. (Including Residential and Non-Residential Services)

Objectives/Outcomes	1/1		1/2		1/3	
	Totals	Hispanic	Totals	Hispanic	Totals	Hispanic
DO NOT USE INVALID	0	0	0	0	0	0
White	0	0	0	0	0	0
Black/African American	0	0	0	0	0	0
Asian	0	0	0	0	0	0
American Indian/Alaskan Native	0	0	0	0	0	0
Native Hawaiian/Other Pacific Islander	0	0	0	0	0	0
American Indian/Alaskan Native & White	0	0	0	0	0	0
Asian & White	0	0	0	0	0	0
Black/African American & White	0	0	0	0	0	0
Amer. Indian/Alaskan Native & Black/African Amer.	0	0	0	0	0	0
Other multi-racial	0	0	0	0	0	0
Asian/Pacific Islander (valid until 03-31-04)	0	0	0	0	0	0
Hispanic (valid until 03-31-04)	0	0	0	0	0	0
Sub-Totals	0	0	0	0	0	0

Racial/Ethnic Characteristics

Annual Number Served. (Including Residential and Non-Residential Services)

Objectives/Outcomes	2/1		2/2		2/3	
	Totals	Hispanic	Totals	Hispanic	Totals	Hispanic
DO NOT USE INVALID	0	0	0	0	0	0
White	0	0	0	0	0	0
Black/African American	0	0	0	0	0	0
Asian	0	0	0	0	0	0
American Indian/Alaskan Native	0	0	0	0	0	0
Native Hawaiian/Other Pacific Islander	0	0	0	0	0	0
American Indian/Alaskan Native & White	0	0	0	0	0	0
Asian & White	0	0	0	0	0	0
Black/African American & White	0	0	0	0	0	0
Amer. Indian/Alaskan Native & Black/African Amer.	0	0	0	0	0	0
Other multi-racial	0	0	0	0	0	0
Asian/Pacific Islander (valid until 03-31-04)	0	0	0	0	0	0
Hispanic (valid until 03-31-04)	0	0	0	0	0	0
Sub-Totals	0	0	0	0	0	0

Racial/Ethnic Characteristics

Annual Number Served. (Including Residential and Non-Residential Services)

Objectives/Outcomes	3/1		3/2		3/3	
	Totals	Hispanic	Totals	Hispanic	Totals	Hispanic
DO NOT USE INVALID	0	0	0	0	0	0
White	0	0	0	0	0	0
Black/African American	0	0	0	0	0	0
Asian	0	0	0	0	0	0
American Indian/Alaskan Native	0	0	0	0	0	0
Native Hawaiian/Other Pacific Islander	0	0	0	0	0	0
American Indian/Alaskan Native & White	0	0	0	0	0	0
Asian & White	0	0	0	0	0	0
Black/African American & White	0	0	0	0	0	0
Amer. Indian/Alaskan Native & Black/African Amer.	0	0	0	0	0	0
Other multi-racial	0	0	0	0	0	0
Asian/Pacific Islander (valid until 03-31-04)	0	0	0	0	0	0
Hispanic (valid until 03-31-04)	0	0	0	0	0	0
Sub-Totals	0	0	0	0	0	0
Totals	0	0	0	0	0	0



Program Year	Program	Associated Grant Number	Fund Type	Estimated Income for Year	Transaction	Voucher #	Voucher Created	Voucher Type	IDIS Proj. ID	IDIS Actv. ID	Matrix Code	Received/Drawn Amount
						6071024002	08-17-17	PY	2	1143	21D	635.56
												PI Receipts 116,773.00
												PI Draws 8,559.79
												PI Balance 108,213.21
2016	CDBG											Total CDBG Receipts*: 116,773.00
												Total CDBG Draws against Receipts*: 8,559.79
												Total CDBG Receipt Fund Balance*: 108,213.21
2016	HOME	M16UC510503	PI	0.00								
			PI		DRAWS							
						6126680004	02-22-18	PY	16	1253	01	50,358.75
						6126680005	02-22-18	PY	16	1254	01	160,000.00
						6167171002	06-27-18	PY	13	1271	01	29,138.71
												Receipts
												PI Draws 239,497.46
												PA Draws 0.00
												Balance (239,497.46)
2016	HOME	M16UC510503										Total Local Account Receipts
												Total Local Account Draws 239,497.46
												Total Local Account Balance (239,497.46)
2017	CDBG	B17UC510001	PI	0.00								
					RECEIPTS							
						5229373001	07-17-17		25	824	14A	1,554.98
						5229374001	07-17-17		30	440	03Z	4,006.81
						5237197001	10-18-17		25	824	14A	4,664.94
						5237203001	10-18-17		30	440	03Z	12,020.43
						5244525001	01-17-18		25	824	14A	157,049.47
						5244528001	01-17-18		30	440	03Z	12,020.43



Program Year	Program	Associated Grant Number	Fund Type	Estimated Income for Year	Transaction	Voucher #	Voucher Created	Voucher Type	IDIS Proj. ID	IDIS Actv. ID	Matrix Code	Receipted/Drawn Amount
						5244531-001	01-17-18		13	815	05R	64,288.56
						5244532-001	01-17-18		20	434	08	299,318.25
						5252193-001	04-12-18		25	824	14A	26,267.44
						5252194-001	04-12-18		30	440	03Z	12,020.43
						5252327-001	04-13-18		1	1244	19F	201,611.00
					DRAWS							
						6065182-003	07-28-17	PY	6	1233	01	5,561.79
						6090649-001	10-26-17	PY	2	1143	21D	8,893.94
						6090649-002	10-26-17	PY	2	1206	21D	1,950.89
						6090649-005	10-26-17	PY	7	1210	05Z	5,840.54
						6125936-001	02-21-18	PY	7	1258	05Z	171,843.00
						6125936-002	02-21-18	PY	6	1267	01	90,000.00
						6125936-003	02-21-18	PY	6	1268	01	131,385.00
						6125936-004	02-21-18	PY	2	1206	21D	20,897.08
						6125936-005	02-21-18	PY	8	1122	14A	22,776.06
						6125936-006	02-21-18	PY	8	1214	14A	15,047.37
						6125936-007	02-21-18	PY	3	1207	20	17,744.67
						6125936-008	02-21-18	PY	4	1208	21A	15,374.35
						6125936-010	02-21-18	PY	4	1247	21A	47,609.18
						6146062-001	04-23-18	PY	7	1258	05Z	59,898.00
						6146062-002	04-23-18	PY	8	1251	14A	28,234.21
						6146062-003	04-23-18	PY	3	1207	20	19,929.32
						6146062-004	04-23-18	PY	4	1247	21A	48,314.03
						6146062-005	04-23-18	PY	7	1256	05A	52,285.00
						6146062-007	04-23-18	PY	11	1249	13B	31,238.31
											PI Receipts	794,822.74
											PI Draws	794,822.74
											PI Balance	0.00
2017	CDBG										Total CDBG Receipts*:	794,822.74
											Total CDBG Draws against Receipts*:	794,822.74
											Total CDBG Receipt Fund Balance*:	0.00

Program Year	Program	Associated Grant Number	Fund Type	Estimated Income for Year	Transaction	Voucher #	Voucher Created	Voucher Type	IDIS Proj. ID	IDIS Actv. ID	Matrix Code	Receipted/Drawn Amount
2017	HOME	M17UC510503	PI	0.00								
					RECEIPTS							
						5244522001	01-17-18					785,949.11
						5252191001	04-12-18					13,471.44
											Receipts	799,420.55
											PI Draws	
											PA Draws	
											Balance	799,420.55
2017	HOME	M17UC510503									Total Local Account Receipts	799,420.55
											Total Local Account Draws	
											Total Local Account Balance	799,420.55



U.S. Department of Housing and Urban Development  
 Office of Community Planning and Development  
 Integrated Disbursement and Information System  
 Drawdown Report by Project and Activity  
 FAIRFAX COUNTY , VA

			AD									
Program Year/ Project	IDIS Act ID	Activity Name	Prior Year	Voucher Number	Line Item	Voucher Status	LOCCS Send Date	Grant Year	Grant Number	Fund Type	Drawn Amount	
				6162593	5	Completed	6/14/2018	2014	M14UC510503	AD	\$30,478.48	
				6167171	5	Completed	6/27/2018	2014	M14UC510503	AD	\$24,259.21	
				Activity Total								\$54,737.69
				Project Total								54,737.69
2017 6	1261	Affordable Housing Fund (CCFP) Good Shepherd 7985-D2		6103527	1	Completed	12/12/2017	2017	B17UC510001	EN	\$129,770.00	
				Activity Total								\$129,770.00
2017 6	1267	Affordable Housing Fund (CCFP) Good Shepherd 7995 - 201(C1)		6125936	2	Completed	2/21/2018	2017	B17UC510001	PI	\$90,000.00	
				Activity Total								\$90,000.00
2017 6	1268	Affordable Housing Fund (CCFP) Good Shepherd 7985-103		6125936	3	Completed	2/21/2018	2017	B17UC510001	PI	\$131,385.00	
				Activity Total								\$131,385.00
				Project Total								351,155.00
2017 7	1255	Targeted Public Services (CCFP) WHDC Promising Futures		6125936	13	Completed	2/21/2018	2017	B17UC510001	EN	\$60,076.00	
				6162522	6	Completed	6/14/2018	2017	B17UC510001	EN	\$60,079.00	
				Activity Total								\$120,155.00
2017 7	1256	Targeted Public Services (CCFP) WHDC Building Communities of Promise		6125936	12	Completed	2/21/2018	2017	B17UC510001	EN	\$64,814.00	
				6146062	5	Completed	4/24/2018	2017	B17UC510001	PI	\$52,285.00	
				Activity Total								\$117,099.00
2017 7	1257	Targeted Public Services (CCFP) WHDC Building for the Future		6125936	14	Completed	2/21/2018	2017	B17UC510001	EN	\$92,808.00	
				6162522	7	Completed	6/14/2018	2017	B17UC510001	EN	\$43,624.85	
				6167244	5	Completed	6/27/2018	2017	B17UC510001	EN	\$46,404.00	

U.S. Department of Housing and Urban Development  
 Office of Community Planning and Development  
 Integrated Disbursement and Information System  
 Drawdown Report by Project and Activity  
 FAIRFAX COUNTY , VA

Program Year/ Project		IDIS Act ID	Activity Name	Prior Year	Voucher Number	Line Item	Voucher Status	LOCCS Send Date	Grant Year	Grant Number	Fund Type	Drawn Amount
AD												
Activity Total											\$182,836.85	
2017	7		Targeted Public Services (CCFP)	1258	Good Shepherd - Homes for the Working Poor, Elderly & Disabled							
					6125936	1	Completed	2/21/2018	2017	B17UC510001	PI	\$171,843.00
					6146062	1	Completed	4/24/2018	2017	B17UC510001	PI	\$59,898.00
Activity Total											\$231,741.00	
Project Total											651,831.85	
2017	8		Home Repair for the Elderly & Community Rehabilitation Programs	1251	Home Repair for the Elderly & Community Rehabilitation Programs							
					6138257	2	Completed	3/29/2018	2017	B17UC510001	EN	\$3,672.56
					6146062	2	Completed	4/24/2018	2017	B17UC510001	PI	\$28,234.21
					6162522	3	Completed	6/14/2018	2017	B17UC510001	EN	\$38,012.51
					6167244	2	Completed	6/27/2018	2017	B17UC510001	EN	\$23,521.06
Activity Total											\$93,440.34	
Project Total											93,440.34	
2017	9		Tenant Based Rental Assistance	1252	Tenant Based Rental Assistance							
					6103545	3	Completed	12/12/2017	2014	M14UC510503	EN	\$35,957.51
					6125462	1	Completed	2/21/2018	2015	M15UC510503	PI	\$98,052.00
					6137857	1	Completed	3/29/2018	2015	M15UC510503	PI	\$51,780.09
					6146140	1	Completed	4/24/2018	2015	M15UC510503	PI	\$52,434.69
					6162593	3	Completed	6/14/2018	2015	M15UC510503	PI	\$95,953.22
					6167171	4	Completed	6/27/2018	2014	M14UC510503	EN	\$46,400.06
Activity Total											\$380,577.57	
Project Total											380,577.57	
2017	11		Homeownership Program	1249	Homeownership Program							
					6103527	10	Completed	12/12/2017	2017	B17UC510001	EN	\$45,705.82
					6125936	15	Completed	2/21/2018	2017	B17UC510001	EN	\$59,962.73

U.S. Department of Housing and Urban Development  
 Office of Community Planning and Development  
 Integrated Disbursement and Information System  
 Drawdown Report by Project and Activity  
 FAIRFAX COUNTY , VA

			AD										
Program Year/ Project	IDIS Act ID	Activity Name	Prior Year	Voucher Number	Line Item	Voucher Status	LOCCS Send Date	Grant Year	Grant Number	Fund Type	Drawn Amount		
				6138257	5	Completed	3/29/2018	2017	B17UC510001	EN	\$30,245.97		
				6146062	6	Completed	4/24/2018	2017	B17UC510001	EN	\$18,326.44		
				6146062	7	Completed	4/24/2018	2017	B17UC510001	PI	\$31,238.31		
				6162522	8	Completed	6/14/2018	2017	B17UC510001	EN	\$74,916.19		
				6167244	6	Completed	6/27/2018	2017	B17UC510001	EN	\$46,340.52		
											Activity Total	\$306,735.98	
												Project Total	306,735.98
2017	13	CHDO Set-Aside	1269	Good Shepherd Acquisition 7984-C2									
				6162594	1	Completed	6/14/2018	2016	M16UC510503	CR	\$12,497.65		
				6162594	2	Completed	6/14/2018	2017	M17UC510503	CR	\$153,610.35		
												Activity Total	\$166,108.00
2017	13	CHDO Set-Aside	1271	Good Shepherd - 7996 #201 (C1)									
				6167171	1	Completed	6/27/2018	2016	M16UC510503	EN	\$8,318.00		
				6167171	2	Completed	6/27/2018	2016	M16UC510503	PI	\$29,138.71		
				6167171	3	Completed	6/27/2018	2017	M17UC510503	EN	\$6,585.29		
				6167182	1	Completed	6/27/2018	2017	M17UC510503	CR	\$75,958.00		
												Activity Total	\$120,000.00
												Project Total	286,108.00
2017	15	Emergency Solutions Grant	1264	ESG17 Administration									
				6146398	2	Completed	4/24/2018	2017	E17UC510001	AD	\$506.98		
				6164687	1	Completed	6/20/2018	2017	E17UC510001	AD	\$577.75		
				6166014	1	Completed	6/25/2018	2017	E17UC510001	AD	\$13,129.59		
												Activity Total	\$14,214.32
2017	15	Emergency Solutions Grant	1265	ESG17 Rapid Re-Housing									
				6166014	2	Completed	6/25/2018	2017	E17UC510001	EN	\$118,902.68		
												Activity Total	\$118,902.68

U.S. Department of Housing and Urban Development  
 Office of Community Planning and Development  
 Integrated Disbursement and Information System  
 Drawdown Report by Project and Activity  
 FAIRFAX COUNTY , VA

Program Year/ Project			IDIS Act ID	Activity Name	Prior Year	Voucher Number	Line Item	Voucher Status	LOCCS Send Date	Grant Year	Grant Number	Fund Type	Drawn Amount						
2017	15	Emergency Solutions Grant	1266	ESG17 Homeless Prevention		6166014	3	Completed	6/25/2018	2017	E17UC510001	EN	\$107,316.00						
												Activity Total	\$107,316.00						
												Project Total	240,433.00						
2017	16	CDBG/HOME Affordable Housing Request for Proposals	1272	Good Shepherd - 7996 #103 (B3)		6167171	6	Completed	6/27/2018	2016	M16UC510503	EN	\$6,682.00						
												6167171	7	Completed	6/27/2018	2017	M17UC510503	EN	\$126,650.00
												Activity Total	\$133,332.00						
												Project Total	133,332.00						
												Program Year 2017 Total	3,895,331.08						